

Appendix D


Street Cross-Sections





LENNAR MARE ISLAND

STREET CROSS-SECTIONS



June 1, 2004

Prepared by:



ENGINEERS
SURVEYORS
INSPECTORS

690 Walnut Avenue, Suite 120
Vallejo, CA 94592
Phone: (707) 562-3585

Foreword

This booklet of proposed street cross-sections for Mare Island has been prepared to accompany Lennar Mare Island's submittal of the Mare Island Amended and Restated Specific Plan (SPA) as an Appendix to the SPA. The street cross-sections have been arranged and tabbed for major north-south roadways, cross-streets, and residential streets. Plans showing horizontal transitions and cross-section locations are included in the tabbed "Plan Sheets" section. Included at the front of the Plan Sheets section is an index sheet to further orient the reader to the proper Plan Sheet. Additionally, a preliminary transit plan has been included to orient the reader to the appropriate bus turnout location.

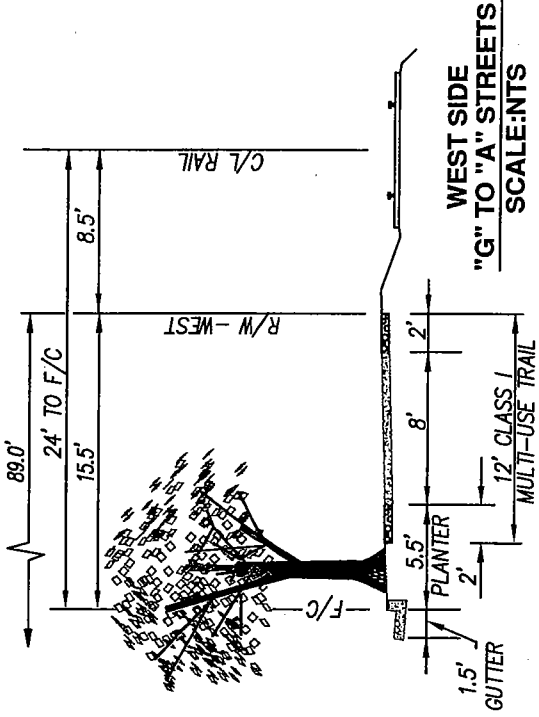
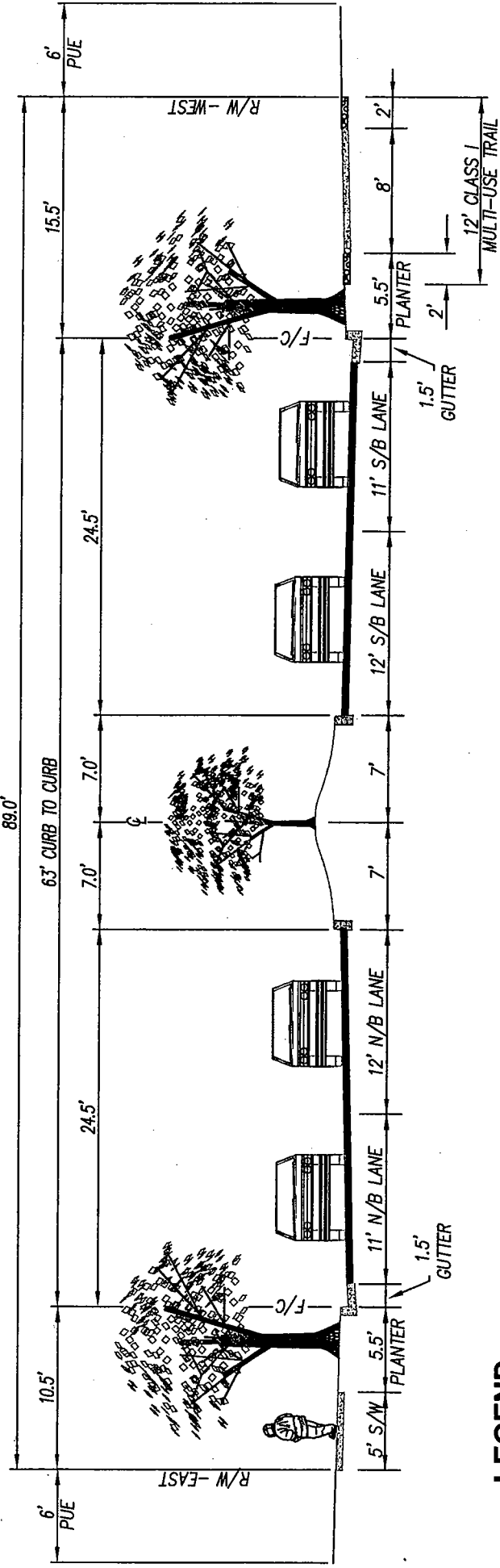
These proposed cross-sections have been prepared per the following guidelines:

- The transportation system for Mare Island should include modestly scaled streets, historic corridors, and alleyways to the maximum extent possible.
- The transportation system should reflect the historic nature of the Island. The character and scale of historic corridors such as Walnut Avenue must be preserved. Streets and roads must be designed to avoid conflicts with historic buildings and mature street trees.
- The street and roadway system should be designed to encourage pedestrian, bicycle, and transit uses.
- Railroad Avenue should serve as the principal traffic, truck, and railroad artery on the Island, providing access from SR 37 and the Causeway to the key industrial and employment centers.
- Azuar Drive should be designed to serve as the primary access to the residential, recreational, and mixed-use components of the Island. This street should also serve as a complementary facility to Railroad Avenue during peak congestion periods.
- With the exception of the industrial and employment centers accessed from Railroad Avenue and Azuar Drive, truck traffic should be restricted to local access needs only.
- The historic pattern of east-west streets connecting Railroad Avenue, Walnut Avenue, and Azuar Drive should be retained and enhanced.
- Adequate parking should be provided to serve the land uses on the Island. Whenever possible, off-street parking should be provided. Shared use of parking facilities by complementary mixed-uses should be utilized to minimize the number of required parking spaces.

- These cross-sections have been prepared to provide general roadway cross-sections and layout, and are the basis for Improvement Plan design. However, final roadway layout and Improvement Plans may differ from the cross-sections and layouts shown.
- Additional review of the proposed SPA may generate additional requirements or changes to a specific street cross-section. Review of the traffic impact evaluation, currently being done as part of the SPA Environmental Impact Report may be cause for future revisions to the cross-sections. The City may amend these street cross-sections as necessary and as additional information becomes available.

Furthermore, as each Unit Plan or Set of Improvement Plans is submitted, the following shall apply:

- The specific design of intersections and review of details will be performed as a part of future site and unit plan submittal review.
- Taper length and stacking length shall comply with the standards of the Highway Design Manual and to the recommendations of the approved traffic study.
- Cross-sections that indicate existing improvements, such as curb, gutter, sidewalk, roadway, etc., to remain will depend on the existing condition of such improvements at the time of construction, and may require removal and replacement at the determination of the City Engineer.
- All railroad plans within proposed Right-of-Way, cross-sections, and details shall be approved by the PUC.
- On street parking, or parking bays, shall be required in front of all residential units unless otherwise approved through the unit plan, planned development, tentative map, or other appropriate planning permit process.
- All roadways in commercial and industrial areas shall provide adequate truck turning radius for all intersections, driveways and cul-de-sacs. Street widths for commercial areas are subject to unit plan, planned development, tentative map, or other appropriate planning permit review.
- Additional on street parking may be required pending review of the parking plan.



LEGEND

- NEW 6" VERTICAL CURB & GUTTER (CITY STD. DWG. NO. 3-10)
- NEW 6" TYPE "A" VERTICAL CURB (14" DEEP)
- PUBLIC UTILITY EASEMENT
- SOUTHBOUND
- NORTHBOUND
- SIDEWALK
- FACE OF CURB

PREPARED FOR:



LENNAR MARE ISLAND

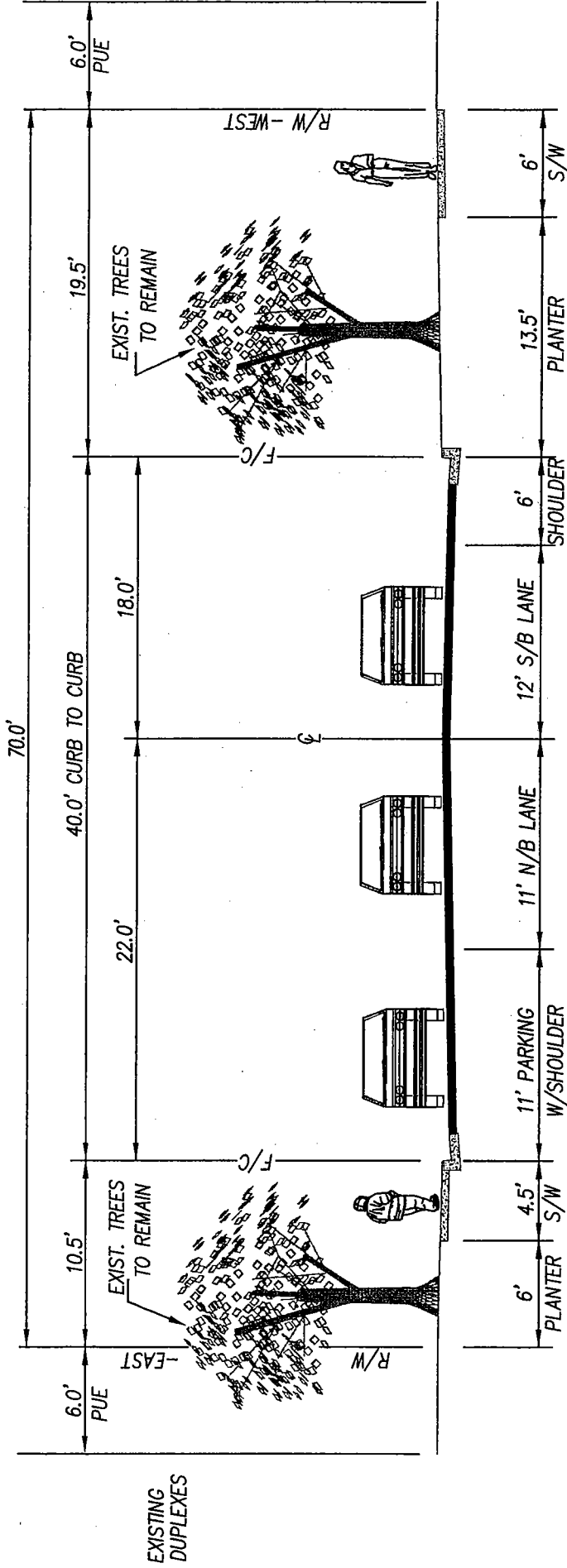
PREPARED BY:

CHAUDHARY & ASSOCIATES, INC.
 ENGINEERS SURVEYORS INSPECTORS
NAPA: 861 NAPA VALLEY CORPORATE WAY, SUITE G, NAPA, CA 94958-7151
 PHONE: (707) 255-8900 FAX: (707) 255-8900
 VALLEJO: 600 VALLEY INDUSTRIAL SUITE 102, VALLEJO, CA 94588-1133
 PHONE: (707) 562-3585 FAX: (707) 558-8900

DATE	REVISION #	DESCRIPTION	INIT.
04/04/03	0	INITIAL SUBMITTAL	
11/14/03	1	SECOND SUBMITTAL	
02/20/04	2	THIRD SUBMITTAL	

**AZUAR DRIVE
 PROPOSED STREET CROSS-SECTION
 "G" STREET TO KANSAS STREET**

SCALE: NTS



LEGEND

NEW 6" VERTICAL CURB & GUTTER
(CITY STD. DWG. NO. 3-10)

PUBLIC UTILITY EASEMENT

SOUTHBOUND

NORTHBOUND

SIDEWALK

FACE OF CURB



PUE

S/B

N/B

S/W

F/C

PREPARED FOR:



LENNAR MARE ISLAND

PREPARED BY:

CHAUDHARY & ASSOCIATES, INC.
ENGINEERS SURVEYORS INSPECTORS

1500 NAPA VALLEY CORPORATE WAY, SUITE G, NAPA, CA 94558-7151
NAPA OFFICE: PHONE: (707) 255-2729 FAX: (707) 255-5021
VALLEJO: 690 WALNUT AVENUE, SUITE 120, MARE ISLAND, VALLEJO, CA 94592-1133
VALLEJO OFFICE: PHONE: (707) 562-3895 FAX: (707) 562-8869

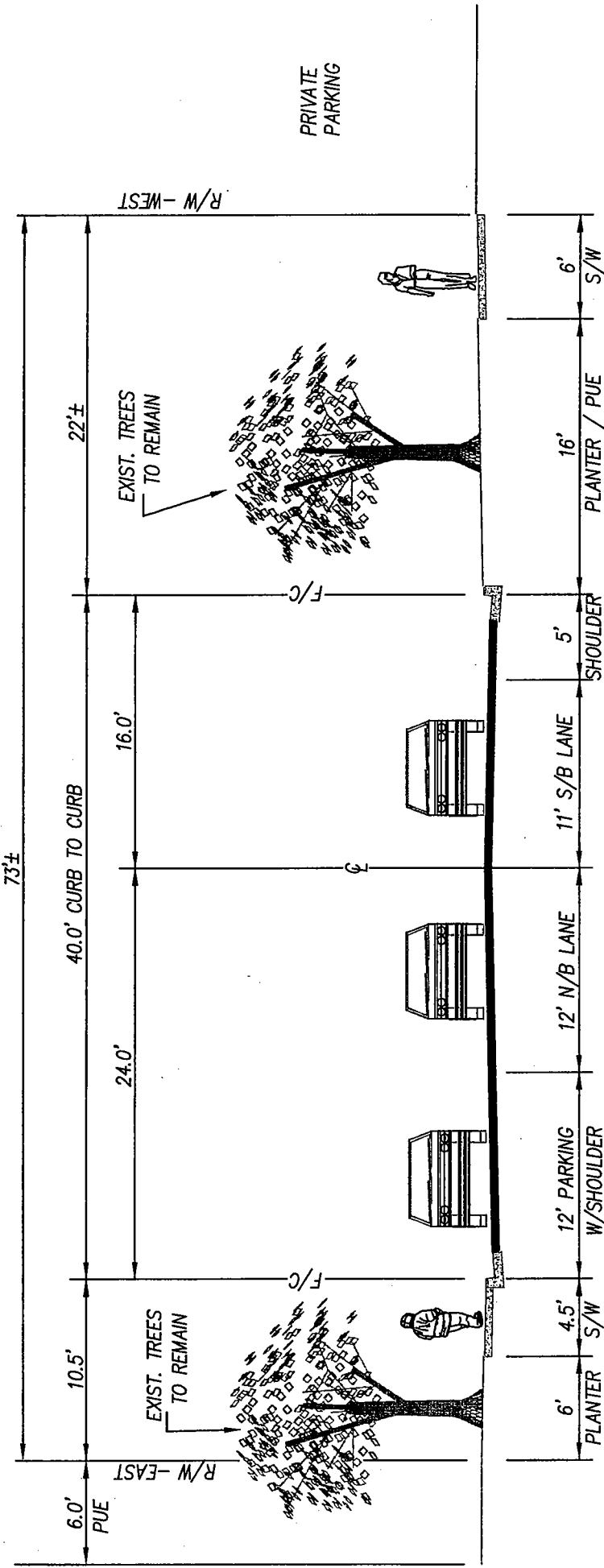


WWW.CHAUDHARY.COM







DATE	REVISION #	DESCRIPTION	INIT.
04/04/03	0	INITIAL SUBMITTAL	
11/14/03	1	SECOND SUBMITTAL	
02/20/04	2	THIRD SUBMITTAL	

**AZUAR DRIVE
PROPOSED STREET CROSS-SECTION
KANSAS STREET TO
ELEMENTARY SCHOOL DRIVEWAY**

SCALE: NTS



LEGEND

-  NEW 6" VERTICAL CURB & GUTTER (CITY STD. DWG. NO. 3-10)
-  PUBLIC UTILITY EASEMENT
-  SOUTHBOUND
-  NORTHBOUND
-  SIDEWALK
-  FACE OF CURB

PREPARED FOR:



LENNAR MARC ISLAND

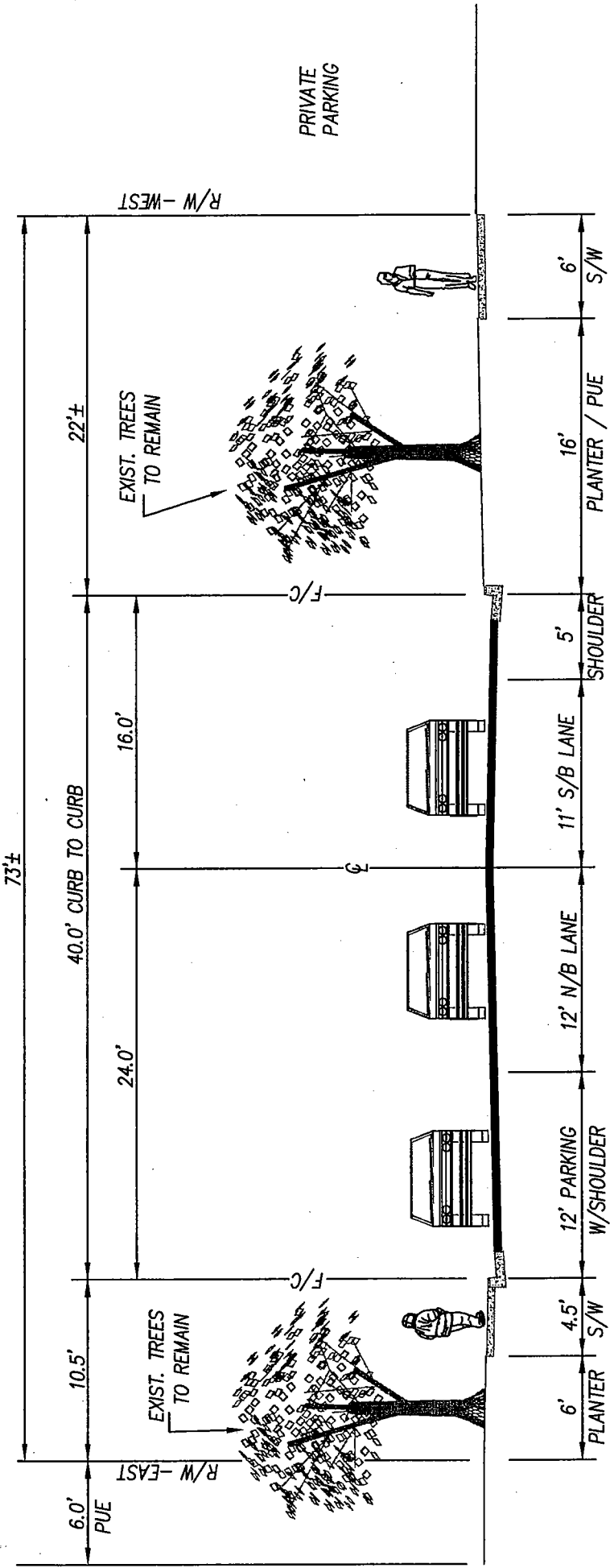
PREPARED BY:

CHAUDHARY & ASSOCIATES, INC.
 ENGINEERS SURVEYORS INSPECTORS
 NAPA 851 NAPA VALLEY CORPORATE WAY, SUITE G, NAPA, CA 94558-7551
 NAPA OFFICE PHONE: (707) 255-2729 FAX: (707) 255-5021
 VALLEJO 600 WALNUT AVENUE, SUITE 100, MAKE ISLAND, VALLEJO CA 94597-1153
 VALLEJO OFFICE PHONE: (707) 582-3386 FAX: (707) 588-6986
 WWW.CHAUDHARY.COM







DATE	REVISION #	DESCRIPTION	INIT.
04/04/03	0	INITIAL SUBMITTAL	
11/14/03	1	SECOND SUBMITTAL	
02/20/04	2	THIRD SUBMITTAL	

**AZUAR DRIVE
 PROPOSED STREET CROSS-SECTION
 ELEMENTARY SCHOOL DRIVEWAY
 TO RICKOVER STREET**

SCALE: NTS



LEGEND

-  NEW 6" VERTICAL CURB & GUTTER (CITY STD. DWG. NO. 3-10)
-  PUE PUBLIC UTILITY EASEMENT
-  S/B SOUTHBOUND
-  N/B NORTHBOUND
-  S/W SIDEWALK
-  F/C FACE OF CURB

PREPARED FOR:



LENNAR MARE ISLAND

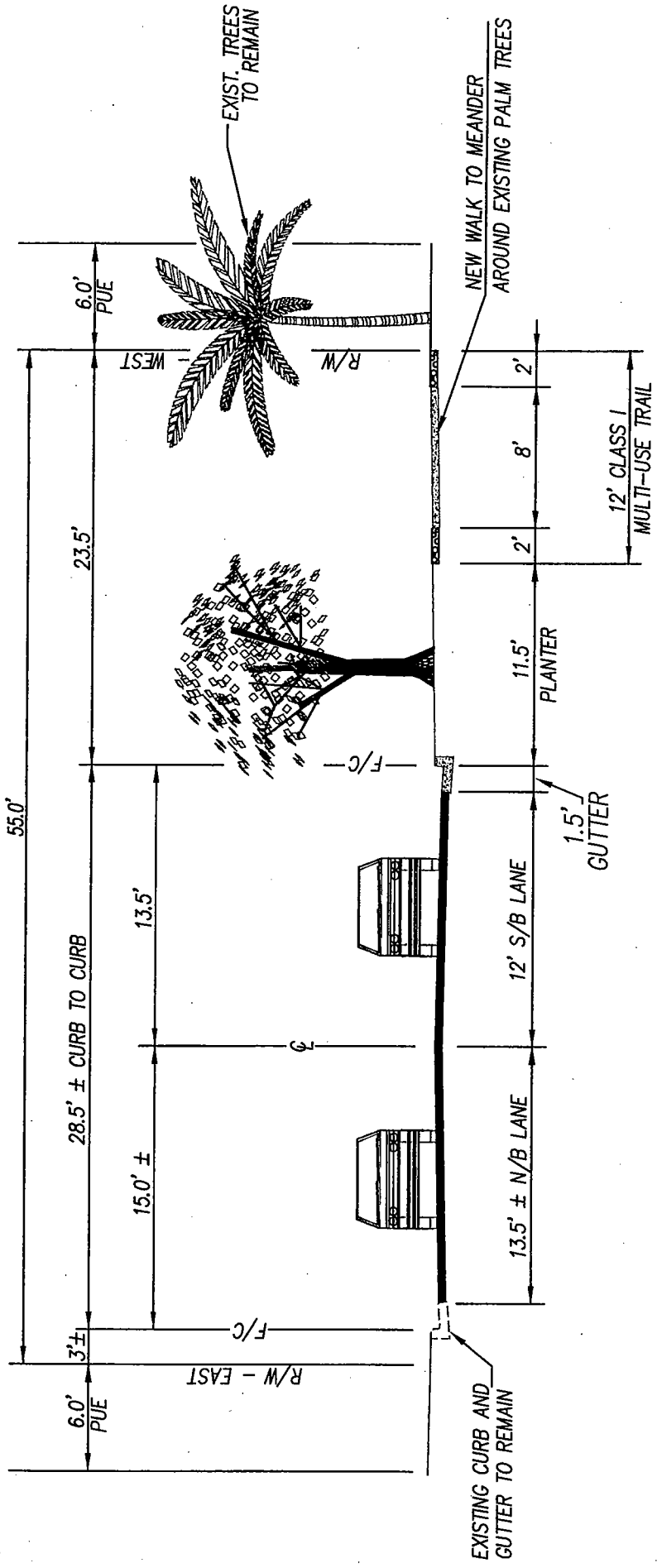
PREPARED BY:

CHAUDHARY & ASSOCIATES, INC.
 ENGINEERS SURVEYORS INSPECTORS
 NAPA: 831 NAPA VALLEY CORPORATE WAY, SUITE G, NAPA, CA 94957-1851
 NAPA OFFICE: PHONE: (707) 255-2729 FAX: (707) 255-5021
 VALLEJO: 180 WALNUT AVENUE, SUITE 120, MARE ISLAND, VALLEJO CA 94592-1133
 VALLEJO OFFICE: PHONE: (707) 982-3585 FAX: (707) 558-8986







DATE	REVISION #	DESCRIPTION	INIT.
04/04/03	0	INITIAL SUBMITTAL	
11/14/03	1	SECOND SUBMITTAL	
02/20/04	2	THIRD SUBMITTAL	

**AZUAR DRIVE
 PROPOSED STREET CROSS-SECTION
 ELEMENTARY SCHOOL DRIVEWAY
 TO RICKOVER STREET**

SCALE: NTS



LEGEND

-  NEW 6" VERTICAL CURB & GUTTER (CITY STD. DWG. NO. 3-10)
-  PUBLIC UTILITY EASEMENT
-  S/B
-  N/B
-  S/W
-  F/C

PREPARED FOR:



LENNAR MARE ISLAND

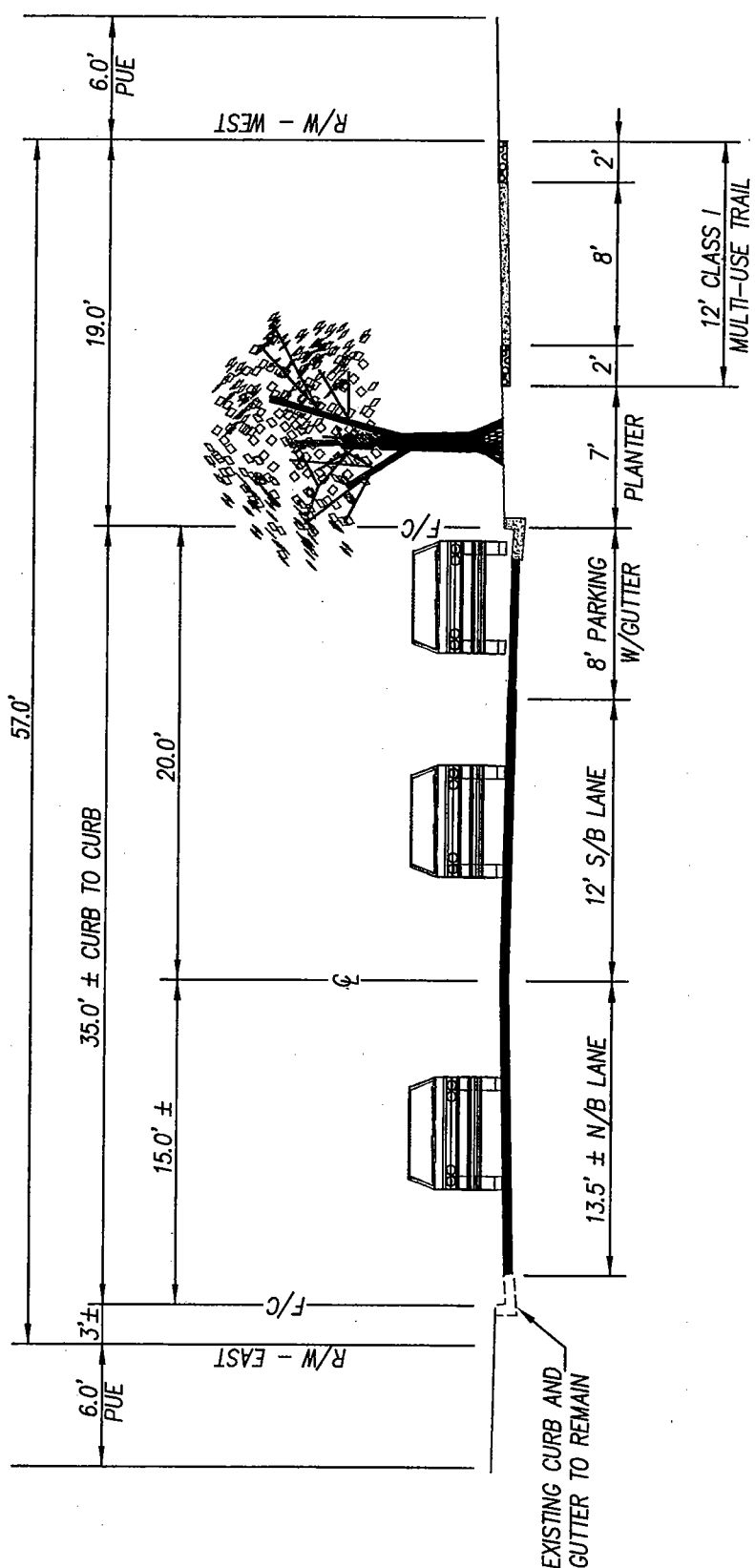
PREPARED BY:

CHAUDHARY & ASSOCIATES, INC.
 ENGINEERS SURVEYORS INSPECTORS
 851 MAPLE VALLEY CORPORATE HWY, SUITE G, MAPLE VALLEY, CA 94567-1551
 850 WALNUT AVENUE, SUITE 100, MARE ISLAND, VALLEJO, CA 94602-1133
 VALLEJO: PHONE: (707) 562-5355 FAX: (707) 558-8009
 WWW.CHAUDHARY.COM









DATE	REVISION #	DESCRIPTION	INIT.
04/04/03	0	INITIAL SUBMITTAL	
11/14/03	1	SECOND SUBMITTAL	
02/20/04	2	THIRD SUBMITTAL	

AZUAR DRIVE
PROPOSED STREET CROSS-SECTION
SUNDANCE AVENUE TO OKLAHOMA STREET
SCALE: NTS



LEGEND

-  NEW 6" VERTICAL CURB & GUTTER (CITY STD. DWG. NO. 3-10)
-  PUBLIC UTILITY EASEMENT
-  SOUTHBOUND
-  NORTHBOUND
-  SIDEWALK
-  FACE OF CURB

PREPARED FOR:



LINNAR MARE ISLAND

PREPARED BY:

CHAUDHARY & ASSOCIATES, INC.
 ENGINEERS SURVEYORS INSPECTORS
 681 NMPA VALLEY CORPORATE WAY, SUITE 6, NMPA, CA 94559-7151
 WWW.CHAUDHARY.COM
 VALLEJO: 680 WALNUT AVENUE, SUITE 103, VALLEJO, CA 94588
 VALLEJO: PHONE: (707) 583-3585 FAX: (707) 588-8898

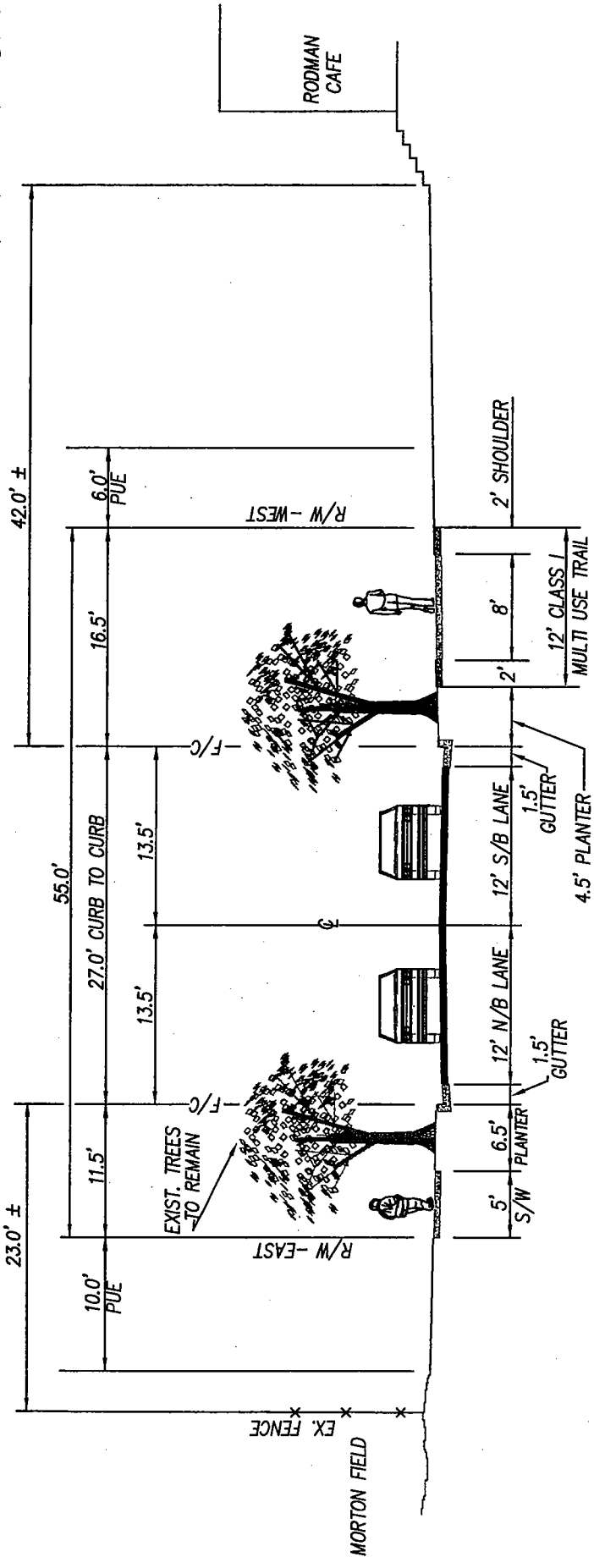


DATE	REVISION #	DESCRIPTION	INIT.
04/04/03	0	INITIAL SUBMITTAL	
11/14/03	1	SECOND SUBMITTAL	
02/20/04	2	THIRD SUBMITTAL	

AZUAR DRIVE PROPOSED STREET CROSS-SECTION OKLAHOMA STREET TO NEREUS STREET / CLUB DRIVE

SCALE: NTS

SHEET 6 OF 6



- NOTES:**
- 1) NEW 5' SIDEWALK ALONG MORTON FIELD TO MEANDER IF NECESSARY TO SAVE EXISTING TREES.
 - 2) 27' CURB TO CURB AT BUILDING 459 SETS THIS ALIGNMENT FROM "G" TO PINTADO STREET.

PREPARED FOR:



LENNAR MARE ISLAND

PREPARED BY:

CHAUDHARY & ASSOCIATES, INC.
 ENGINEERS SURVEYORS INSPECTORS
 851 NUPA VALLEY CORPORATE WAY, SUITE G, NUPA, CA 94559-5731
 850 WALNUT AVENUE, SUITE 100, MARE ISLAND, VALLEJO, CA 94586-1135
 VALLEJO, CA 94586-1135
 PHONE: (707) 942-3355 FAX: (707) 958-8909
 WWW.CHAUDHARY.COM

LEGEND

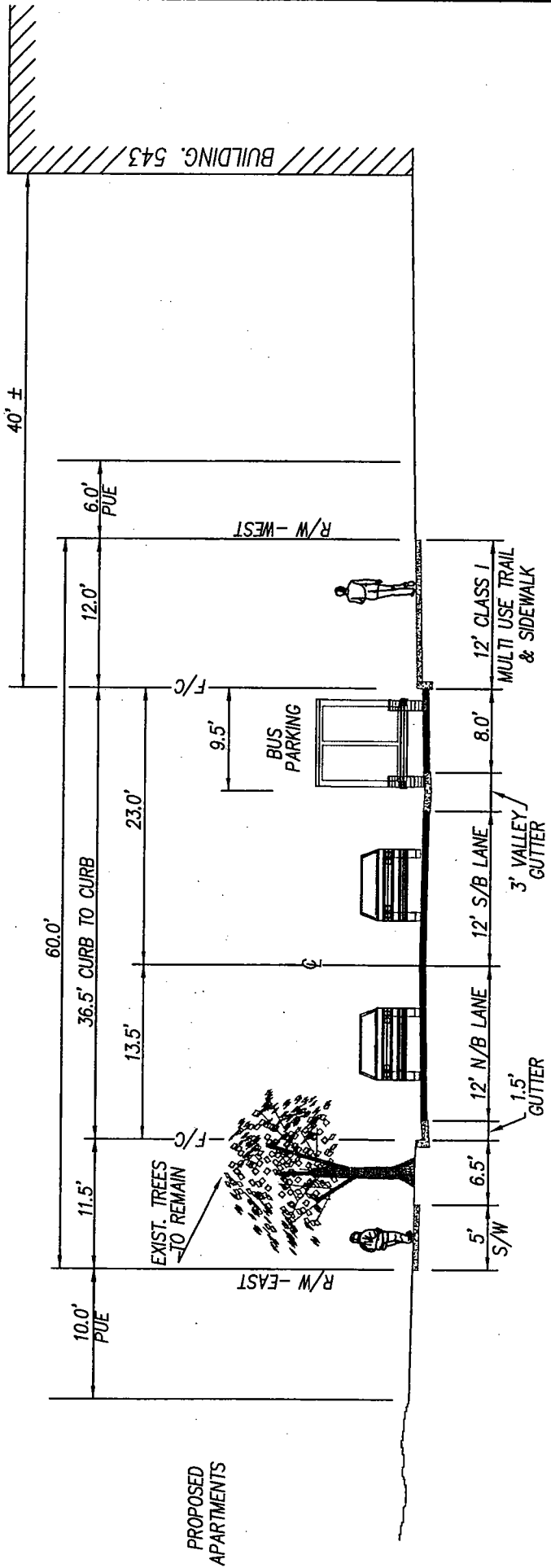
- NEW 6" VERTICAL CURB & GUTTER (CITY STD. DWG. NO. 3-10)
- PUE PUBLIC UTILITY EASEMENT
- S/B SOUTHBOUND
- N/B NORTHBOUND
- S/W SIDEWALK
- F/C FACE OF CURB



**WALNUT AVENUE
 PROPOSED STREET CROSS-SECTION
 "G" STREET TO "E" STREET**

SCALE: NTS

DATE	REVISION #	DESCRIPTION	INIT.
04/04/03	0	INITIAL SUBMITTAL	
11/14/03	1	SECOND SUBMITTAL	
02/20/04	2	THIRD SUBMITTAL	



NOTE:
 27' CURB TO CURB AT BUILDING 459
 SETS THIS ALIGNMENT FROM "G"
 TO PINTADO STREET.

PREPARED FOR:



LENNAR MARE ISLAND

PREPARED BY:

CHAUDHARY & ASSOCIATES, INC.
 ENGINEERS SURVEYORS INSPECTORS
 NAPA: 881 NAPA VALLEY CORPORATE WAY, SUITE G, NAPA, CA 94558-7151
 PHONE: (707) 255-2729 FAX: (707) 255-6021
 VALLEJO: 10000 N. VALLEJO BLVD., SUITE 200, VALLEJO, CA 94588-1133
 PHONE: (707) 565-3386 FAX: (707) 558-8668
 WWW.CHAUDHARY.COM

LEGEND

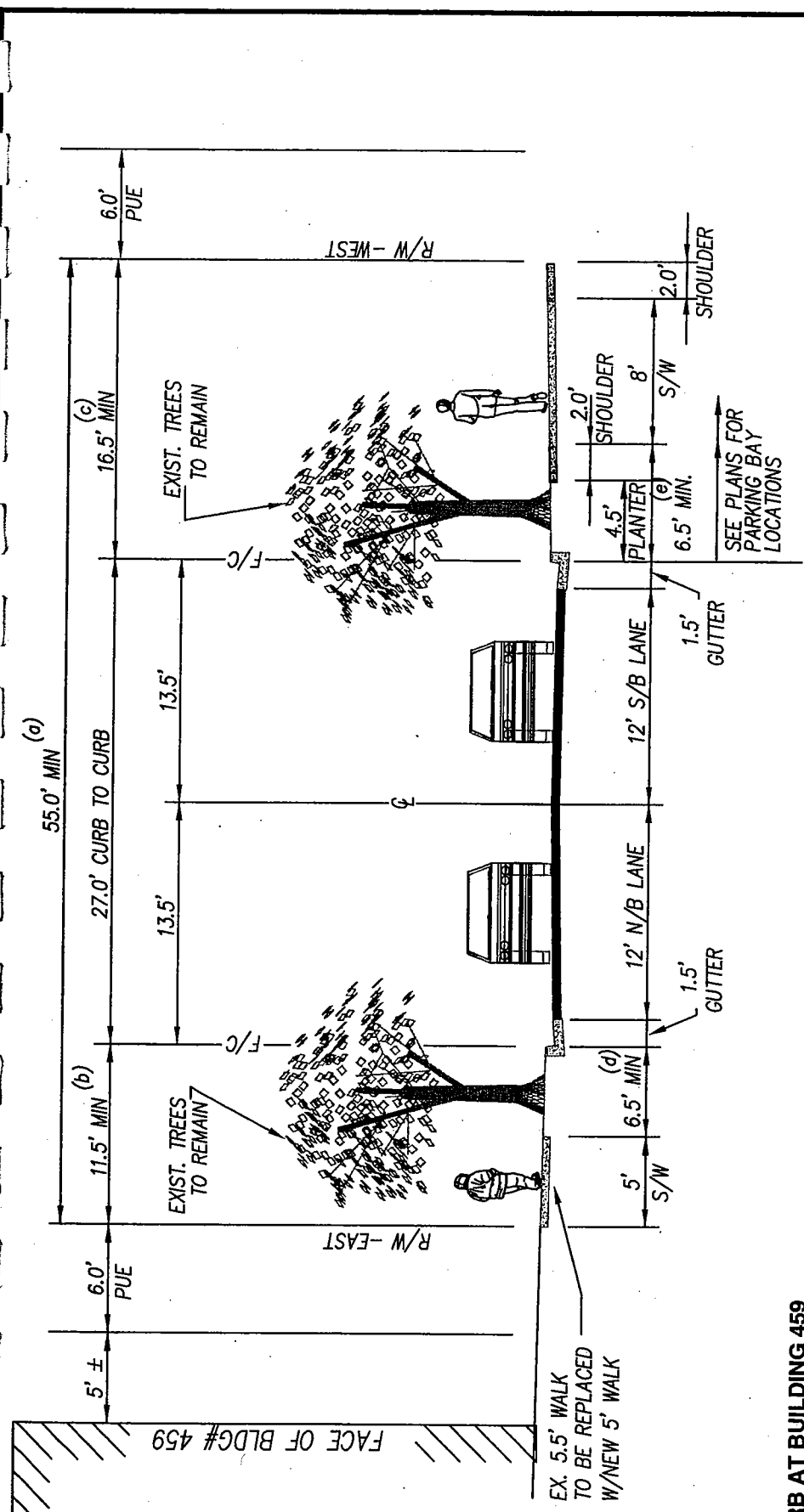
- NEW 6" VERTICAL CURB & GUTTER (CITY STD. DWG. NO. 3-10)
- PUBLIC UTILITY EASEMENT
- SOUTHBOUND
- NORTHBOUND
- SIDEWALK
- FACE OF CURB

- PUE
- S/B
- N/B
- S/W
- F/C

**WALNUT AVENUE
 PROPOSED STREET CROSS-SECTION
 SOUTH OF "E" STREET**

SCALE: NTS

DATE	REVISION #	DESCRIPTION	INIT.
04/04/03	0	INITIAL SUBMITTAL	
11/14/03	1	SECOND SUBMITTAL	
02/20/04	2	THIRD SUBMITTAL	



LEGEND

- NEW 6" VERTICAL CURB & GUTTER (CITY STD. DWG. NO. 3-10)
- PUBLIC UTILITY EASEMENT
- SOUTHBOUND
- NORTHBOUND
- SIDEWALK
- FACE OF CURB

NOTE:
 27' CURB TO CURB AT BUILDING 459
 SETS THIS ALIGNMENT FROM "G"
 TO PINTADO STREET

PREPARED FOR:



LENNAR MARE ISLAND

PREPARED BY:

CHAUDHARY & ASSOCIATES, INC.
 ENGINEERS SURVEYORS INSPECTORS
 NAPA: 851 NAPA VALLEY CORPORATE WAY, SUITE G, NAPA CA 94950-7551
 (707) 255-2720 PHONE (707) 255-5721 FAX (707) 255-5721
 VALLEJO: 800 WALNUT AVENUE, SUITE 110, MARE ISLAND, VALLEJO CA 94592-1133
 (707) 962-3385 PHONE (707) 558-8909 FAX

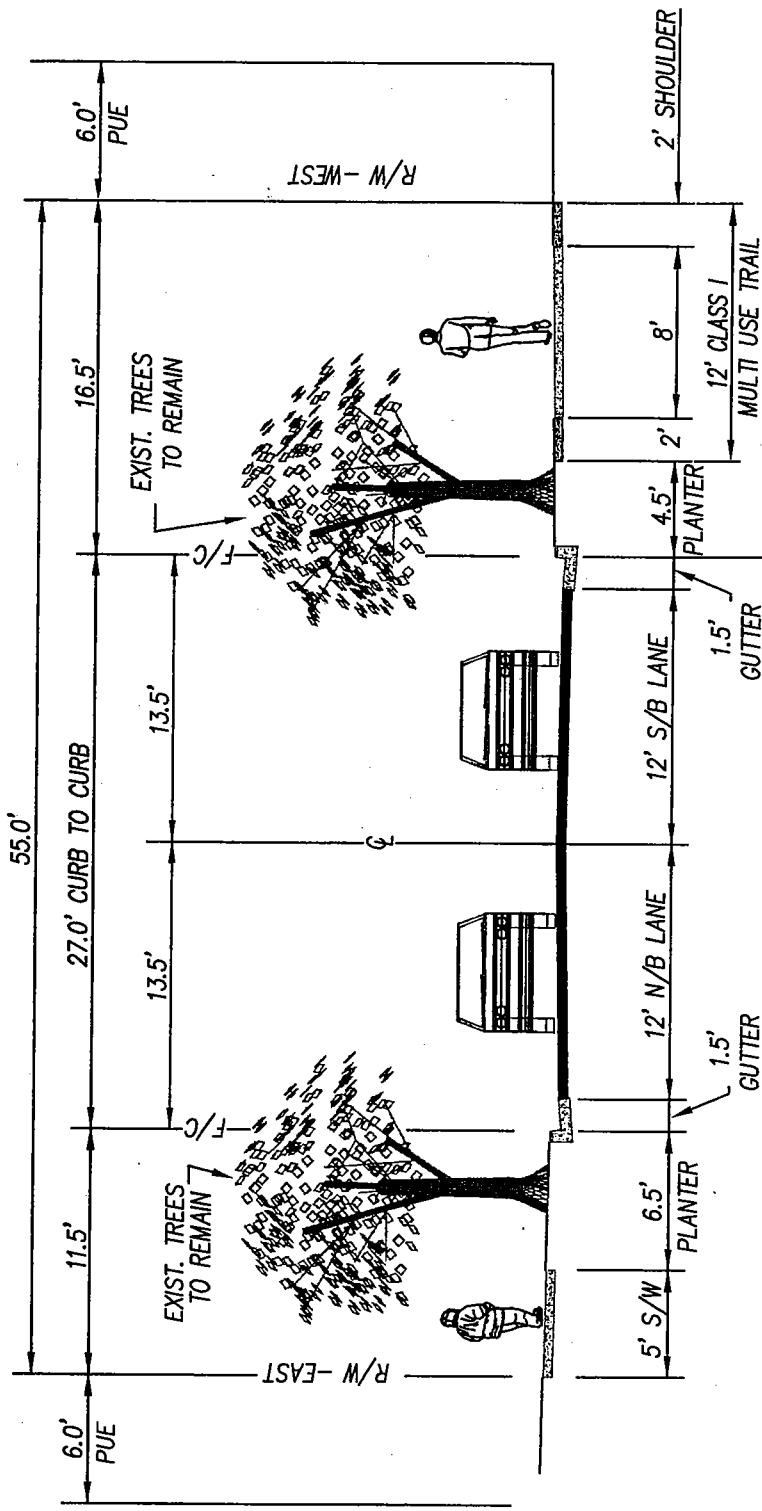
- NOTES:**
- (a) 57' AT BUILDING # 459
 - (b) 18' AT BUILDING # 459
 - (c) 12' AT BUILDING # 459
 - (d) 13' AT BUILDING # 459
 - (e) 7' AT BUILDING # 459

DATE	REVISION #	DESCRIPTION	INIT.
04/04/03	0	INITIAL SUBMITTAL	
11/14/03	1	SECOND SUBMITTAL	
02/20/04	2	THIRD SUBMITTAL	

**WALNUT AVENUE
 PROPOSED STREET CROSS-SECTION
 "E" STREET TO PINTADO STREET**

SCALE: NTS

SHEET 3 OF 11



NOTE:
 (E) TREES - 2 EA. TO BE REMOVED
 BETWEEN 'A' AND PINTADO ON THE
 EAST SIDE DUE TO ALIGNMENT CONFLICT.

SEE PLANS FOR
 PARKING BAY & BUS PARKING
 LOCATIONS

LEGEND

- NEW 6" VERTICAL CURB & GUTTER
 (CITY STD. DWG. NO. 3-10)
- PUE PUBLIC UTILITY EASEMENT
- S/B SOUTHBOUND
- N/B NORTHBOUND
- S/W SIDEWALK
- F/C FACE OF CURB

PREPARED FOR:



PREPARED BY:

CHAUDHARY & ASSOCIATES, INC.
 ENGINEERS SURVEYORS INSPECTORS
 851 NAPA VALLEY CORPORATE WAY, SUITE G, NAPA, CA 94950-7351
 PHONE: (707) 255-5728 FAX: (707) 255-5021
 SUITE 100, MARE ISLAND, VALLEJO, CA 94592-1153
 WWW.CHAUDHARY.COM PHONE: (707) 262-5658

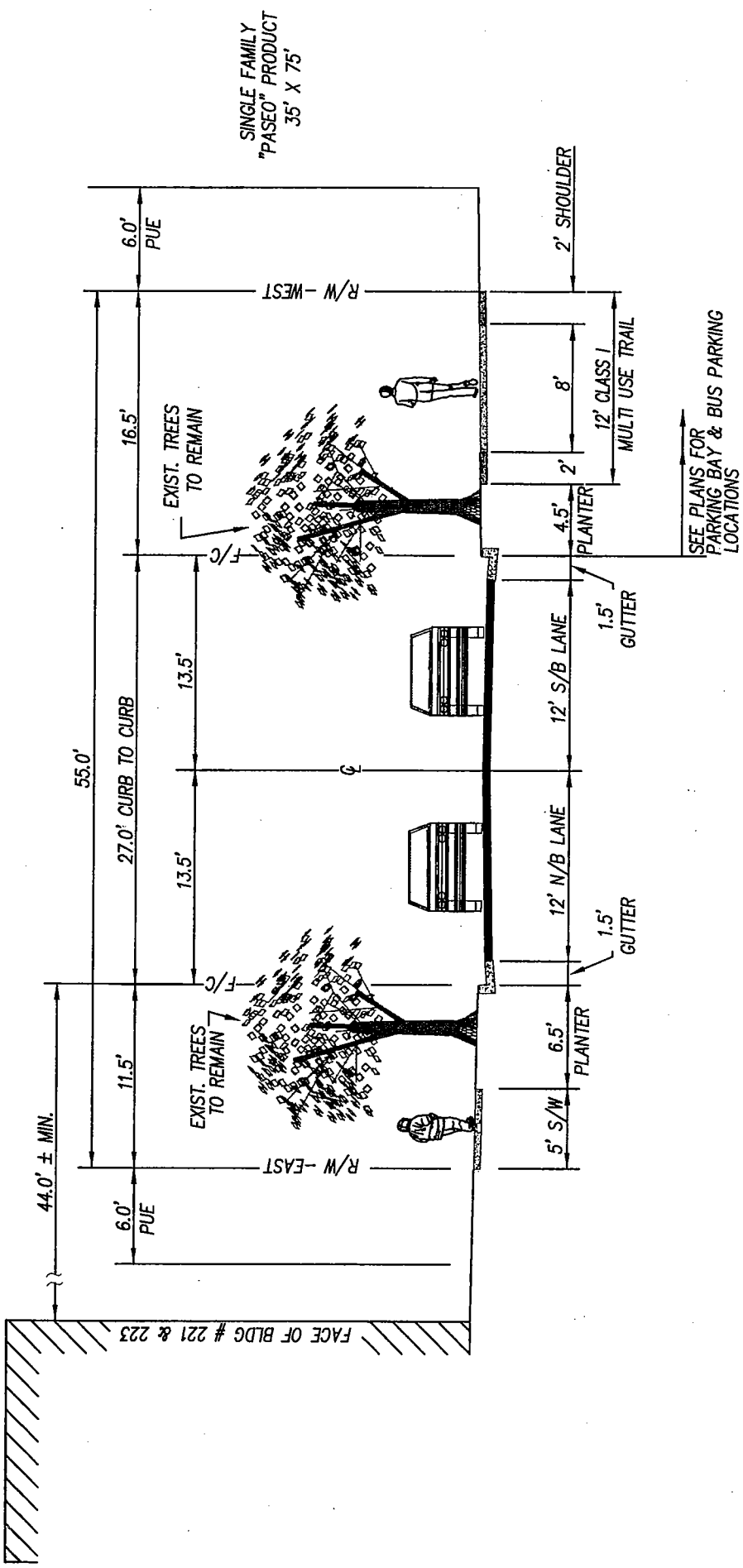


**WALNUT AVENUE
 PROPOSED STREET CROSS-SECTION
 PINTADO STREET TO 2ND STREET**

SCALE: NTS

SHEET 4 OF 11

DATE	REVISION #	DESCRIPTION	INIT.
04/04/03	0	INITIAL SUBMITTAL	
11/14/03	1	SECOND SUBMITTAL	
02/20/04	2	THIRD SUBMITTAL	



SINGLE FAMILY
"PASEO" PRODUCT
35' X 75'

SEE PLANS FOR
PARKING BAY & BUS PARKING
LOCATIONS

LEGEND

- NEW 6" VERTICAL CURB & GUTTER
(CITY STD. DWG. NO. 3-10)
- PUE PUBLIC UTILITY EASEMENT
- S/B SOUTHBOUND
- N/B NORTHBOUND
- S/W SIDEWALK
- F/C FACE OF CURB

PREPARED FOR:



LENNAR MARE ISLAND

PREPARED BY:

CHAUDHARY & ASSOCIATES, INC.
ENGINEERS SURVEYORS INSPECTORS
NAPA: 851 NAPA VALLEY CORPORATE WAY, SUITE G, NAPA, CA 94958-7851
PHONE: (707) 255-8729
FAX: (707) 255-5021
VALLEJO: 880 WALNUT AVENUE, SUITE 103, MARE ISLAND, VALLEJO CA 94592-1133
PHONE: (707) 982-3365
FAX: (707) 558-8698

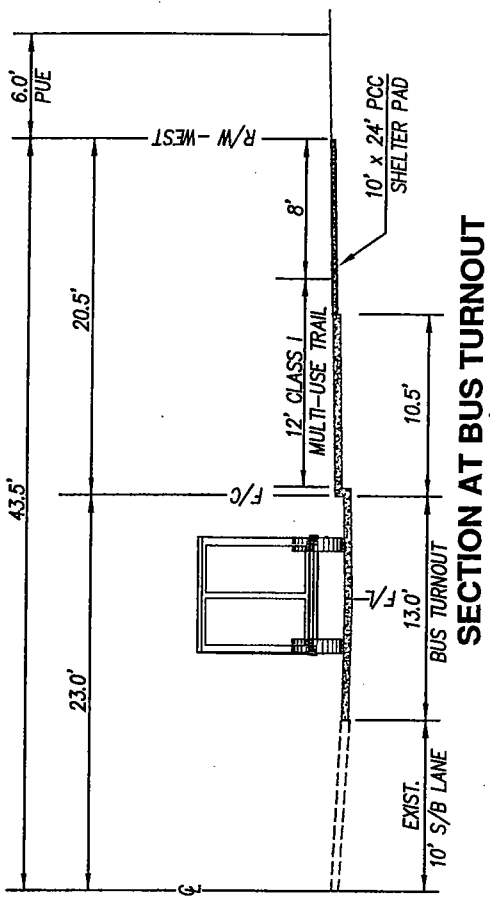
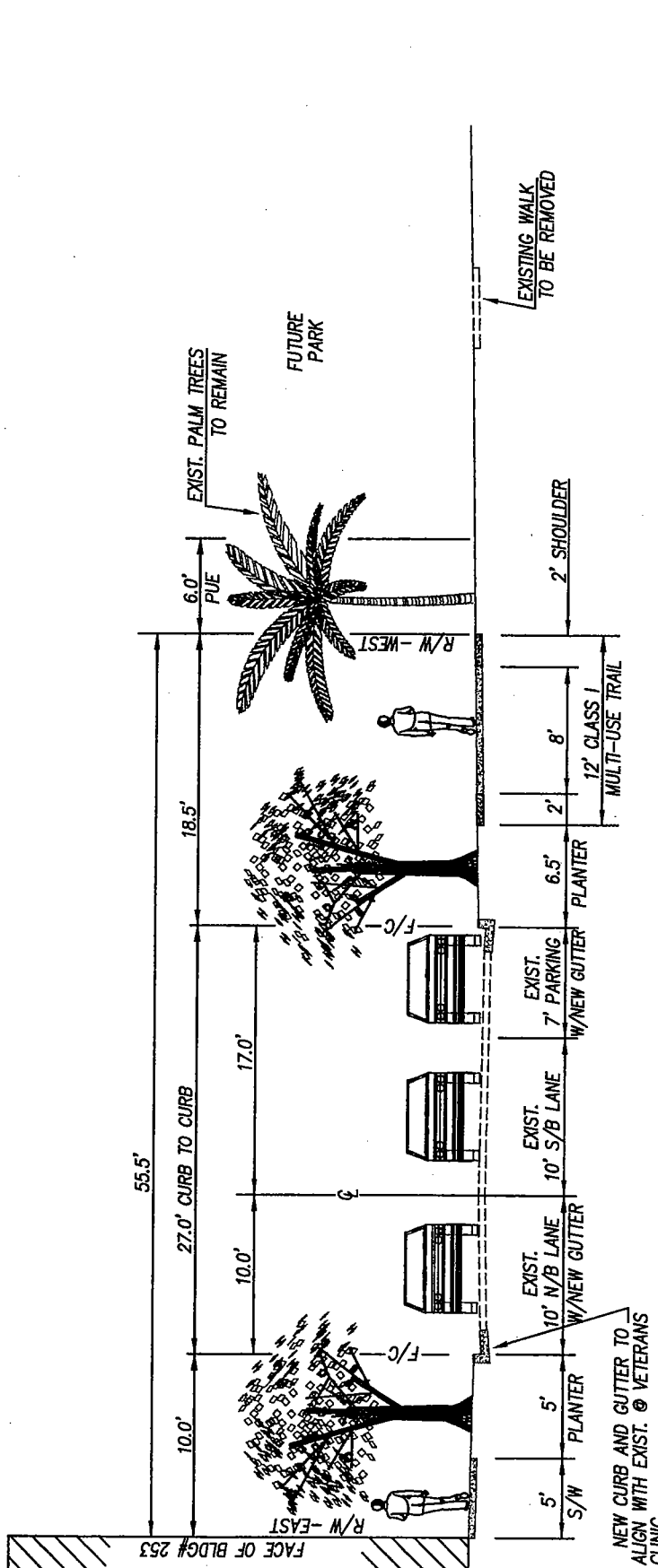


**WALNUT AVENUE
PROPOSED STREET CROSS-SECTION
2ND STREET TO CONNOLLY STREET**

SCALE: NTS

SHEET 5 OF 11

DATE	REVISION #	DESCRIPTION	INIT.
04/04/03	0	INITIAL SUBMITTAL	
11/14/03	1	SECOND SUBMITTAL	
02/20/04	2	THIRD SUBMITTAL	



- LEGEND**
- NEW 6" VERTICAL CURB & GUTTER (CITY STD. DWG. NO. 3-10)
 - PUBLIC UTILITY EASEMENT
 - SOUTHBOUND
 - NORTHBOUND
 - SIDEWALK
 - FACE OF CURB
 - PUE
 - S/B
 - N/B
 - S/W
 - F/C

■ BEGINNING OF HISTORIC CORE

PREPARED FOR:



LENNAR MARE ISLAND

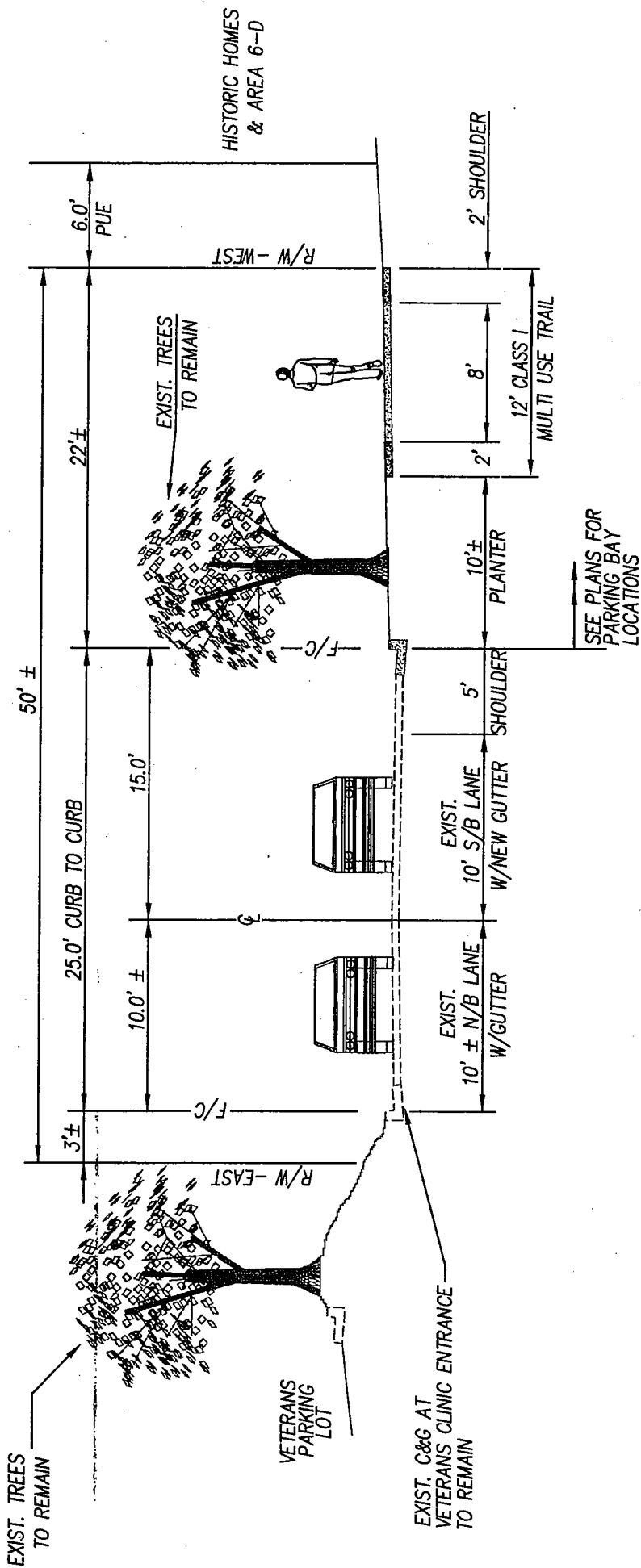
PREPARED BY:

CHAUDHARY & ASSOCIATES, INC.
 ENGINEERS SURVEYORS INSPECTORS
 851 MAPA VALLEY CORPORATE WAY, SUITE G, MAPA, CA 94568-1851
 PHONE: (970) 255-2728 FAX: (970) 255-0621
 VALLEJO, CALIF. 94591 SUITE 100 PHONE: (707) 923-3655 FAX: (707) 923-8909



WALNUT AVENUE
PROPOSED STREET CROSS-SECTION
CONNOLLY STREET TO KANSAS ST - AT NEW PARK
SCALE: NTS

DATE	REVISION #	DESCRIPTION	INIT.
04/04/03	0	INITIAL SUBMITTAL	
11/14/03	1	SECOND SUBMITTAL	
02/20/04	2	THIRD SUBMITTAL	



LEGEND

- NEW 6" VERTICAL CURB & GUTTER (CITY STD. DWG. NO. 3-10)
- PUBLIC UTILITY EASEMENT
- SOUTHBOUND
- NORTHBOUND
- SIDEWALK
- FACE OF CURB
- EXISTING (TYP)

SEE PLANS FOR PARKING BAY LOCATIONS

PREPARED FOR:



LENNAR-MARE ISLAND

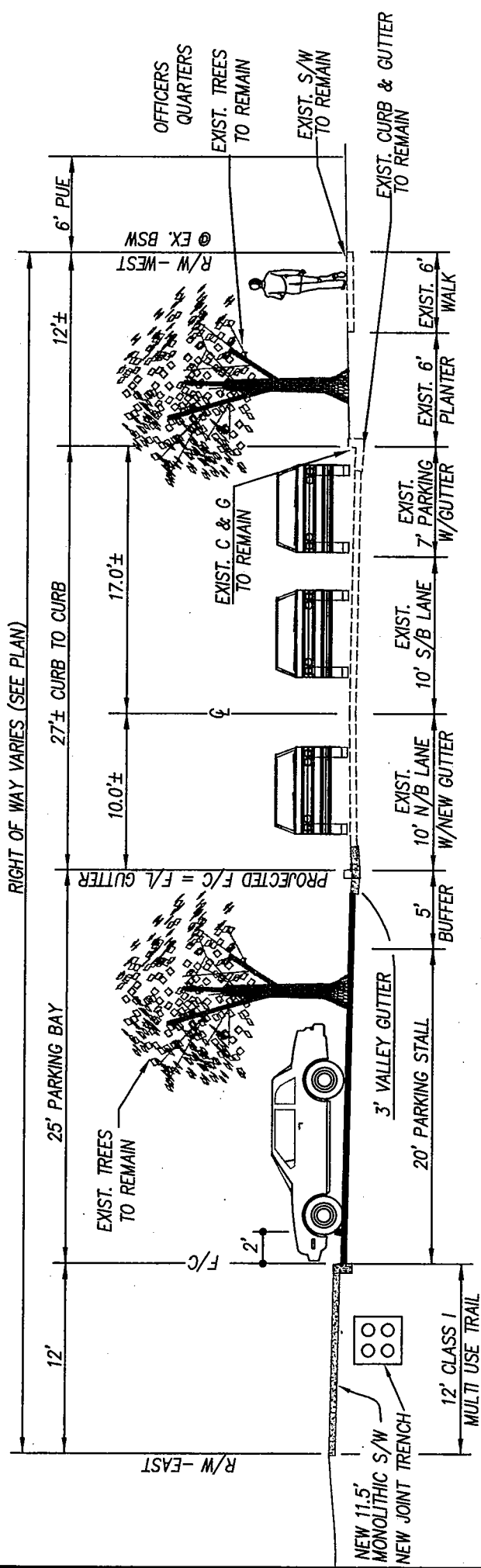
PREPARED BY:

CHAUDHARY & ASSOCIATES, INC.
 ENGINEERS SURVEYORS INSPECTORS
 NAPA: 851 NAPA VALLEY CORPORATE WAY, SUITE G, NAPA, CA 94558-7851
 SAN FRANCISCO: PHONE: (707) 255-2729 FAX: (707) 255-5021
 VALLEJO: 680 WALNUT AVENUE, SUITE 100, MARE ISLAND, VALLEJO, CA 94592-1153
 WWW.CHAUDHARY.COM PHONE: (707) 928-6888 FAX: (707) 928-6866

DATE	REVISION #	DESCRIPTION	INIT.
04/04/03	0	INITIAL SUBMITTAL	
11/14/03	1	SECOND SUBMITTAL	
02/20/04	2	THIRD SUBMITTAL	

**WALNUT AVENUE
 PROPOSED STREET CROSS-SECTION
 CONNOLLY TO KANSAS STREET - HISTORIC HOMES**

SCALE: NTS



LEGEND

- NEW 6" VERTICAL CURB & GUTTER (CITY STD. DWG. NO. 3-10)
- PUBLIC UTILITY EASEMENT
- SOUTHBOUND
- NORTHBOUND
- SIDEWALK
- FACE OF CURB
- EXISTING (TYP)
- PROPOSED JOINT TRENCH

NOTE:
 90° PARKING TO THE EAST, BETWEEN BUILDING 605/605A AND KANSAS STREET, TO WRAP AROUND EXISTING EUCALYPTUS TREES.

PREPARED FOR:



LENNAR MARE ISLAND

PREPARED BY:

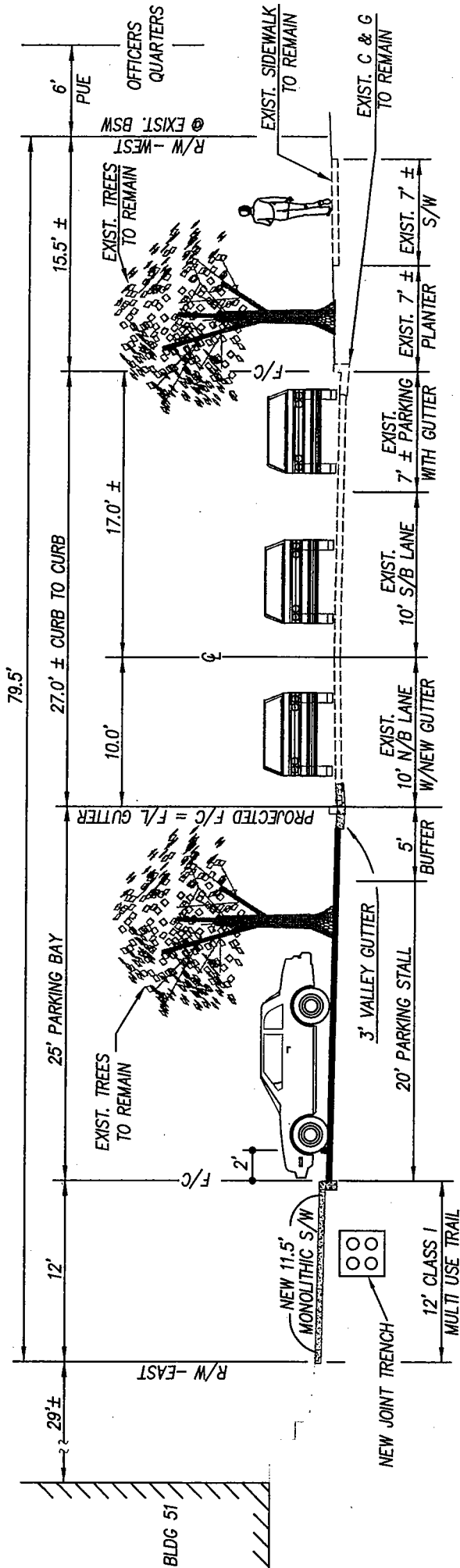
CHAUDHARY & ASSOCIATES, INC.
 ENGINEERS SURVEYORS INSPECTORS
 6500 VALLEY CORPORATE CENTER, SUITE 100, MARE ISLAND, CALIFORNIA 94962-1133
 PHONE: (707) 562-3200 FAX: (707) 562-3200
 VALLEJO: 600 WALNUT AVENUE, SUITE 100, MARE ISLAND, VALLEJO CA 94922-1133
 PHONE: (707) 562-3200 FAX: (707) 562-3200



**WALNUT AVENUE
 HISTORIC DISTRICT
 PROPOSED STREET CROSS-SECTION
 KANSAS STREET TO 7TH STREET**

SCALE: NTS

DATE	REVISION #	DESCRIPTION	INIT.
04/04/03	0	INITIAL SUBMITTAL	
11/14/03	1	SECOND SUBMITTAL	
02/20/04	2	THIRD SUBMITTAL	



NOTES:

- 90° PARKING TO THE EAST, IN FRONT OF BUILDING 51, TO WRAP AROUND EXISTING TREES.
- ELIMINATE EXISTING TREE IN THE PARKING LOT IF NECESSARY.

PREPARED FOR:



LENNAR MARE ISLAND

PREPARED BY:

CHAUDHARY & ASSOCIATES, INC.
ENGINEERS SURVEYORS INSPECTORS

1000 NAPA VALLEY CORPORATE WAY, SUITE G, NAPA, CA 94558-7551
4000 WALNUT AVENUE, SUITE 100, VALLEJO, CA 94588-1125
WWW.CHAUDHARY.COM PHONE: (707) 950-3385 FAX: (707) 558-8900

LEGEND

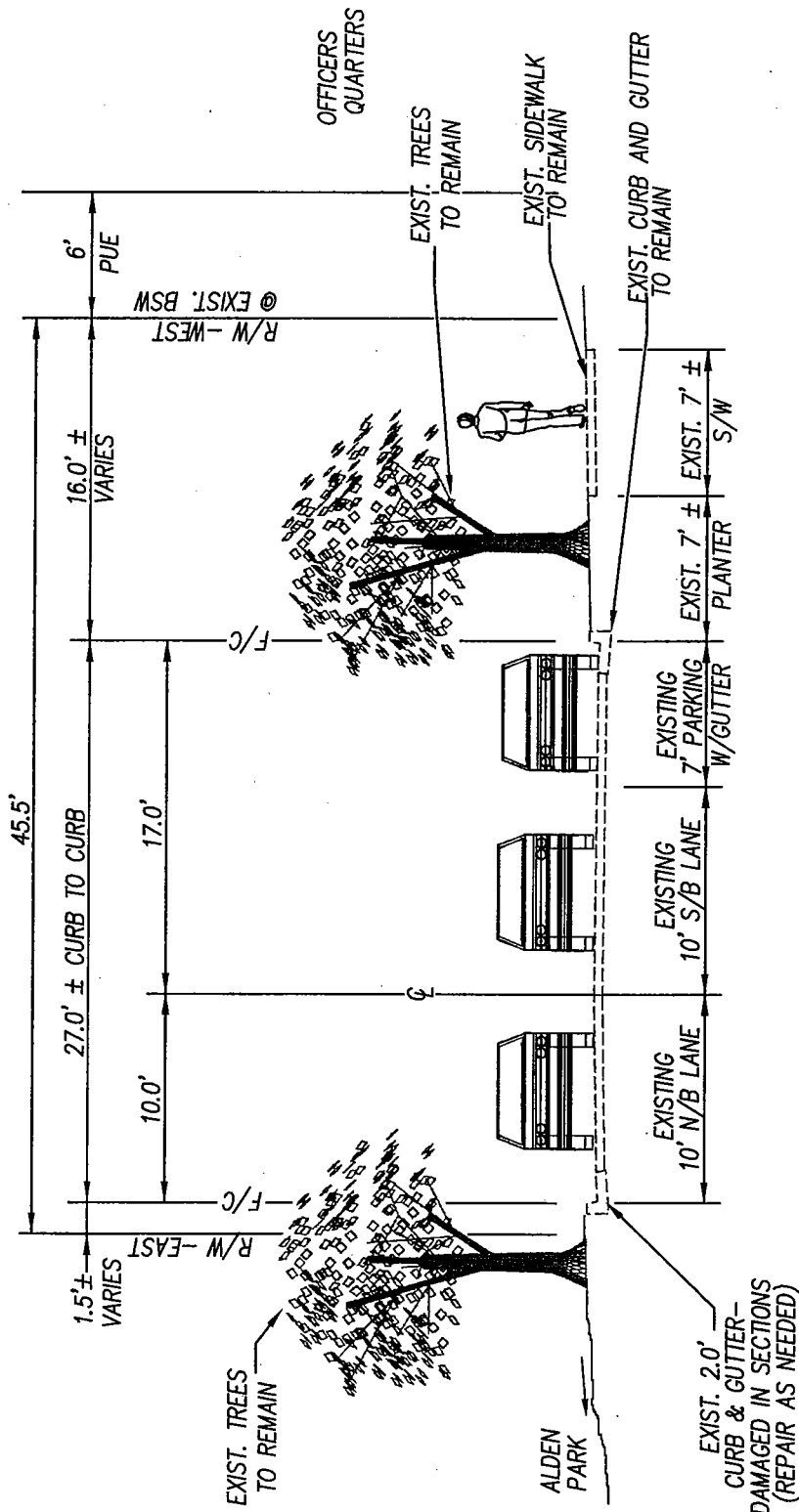
- PUE NEW 6" VERTICAL CURB & GUTTER (CITY STD. DWG. NO. 3-10)
- S/B PUBLIC UTILITY EASEMENT
- N/B SOUTHBOUND
- S/W NORTHBOUND
- BSW SIDEWALK
- F/C BACK OF SIDEWALK
- EXISTING (TYP)

**WALNUT AVENUE
HISTORIC DISTRICT
PROPOSED STREET CROSS-SECTION
7TH STREET TO 8TH STREET**

SCALE: NTS

SHEET 9 OF 11

DATE	REVISION #	DESCRIPTION	INIT.
04/04/03	0	INITIAL SUBMITTAL	
11/14/03	1	SECOND SUBMITTAL	
02/20/04	2	THIRD SUBMITTAL	



NOTE:
 EAST ISLAND CLASS I BIKE/PEDESTRIAN PATH
 WILL MEANDER THROUGH ALDEN PARK AND
 SHALL BE MAINTAINED BY PARK MAINTENANCE
 PERSONNEL.

PREPARED FOR:



LENNAR MARE ISLAND

PREPARED BY:

CHAUDHARY & ASSOCIATES, INC.
 ENGINEERS SURVEYORS INSPECTORS
 NAPA: 857 NAPA VALLEY CORPORATE WAY, SUITE G, NAPA, CA 94558-7551
 PHONE: (707) 255-5778 FAX: (707) 255-5021
 VALLEJO: 1501 VALLEJO WAY, SUITE 100, VALLEJO, CA 94588-1133
 PHONE: (707) 262-3566 FAX: (707) 262-9889
 WWW.CHAUDHARY.COM

LEGEND

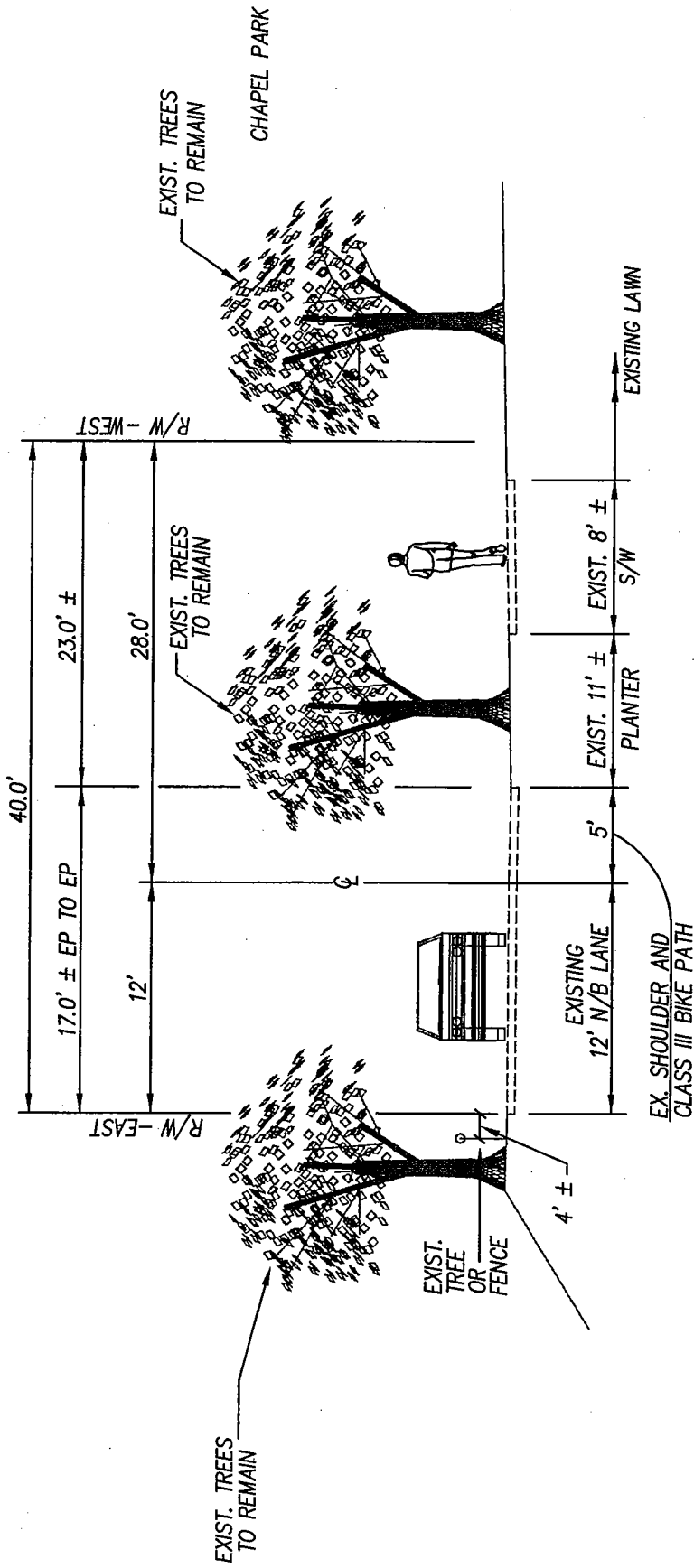
- NEW 6" VERTICAL CURB & GUTTER (CITY STD. DWG. NO. 3-10)
- PUBLIC UTILITY EASEMENT
- S/B SOUTHBOUND
- N/B NORTHBOUND
- S/W SIDEWALK
- F/C FACE OF CURB
- EXISTING (TYP)

**WALNUT AVENUE
 HISTORIC DISTRICT
 PROPOSED STREET CROSS-SECTION
 8TH STREET TO 10TH STREET**

SCALE: NTS

SHEET 10 OF 11

DATE	REVISION #	DESCRIPTION	INIT.
04/04/03	0	INITIAL SUBMITTAL	
11/14/03	1	SECOND SUBMITTAL	
02/20/04	2	THIRD SUBMITTAL	



NOTE:
CLASS III BIKE ROUTE ON SHOULDER.

LEGEND

- NEW 6" VERTICAL CURB & GUTTER (CITY STD. DWG. NO. 3-10)
- PUBLIC UTILITY EASEMENT
- SOUTHBOUND
- NORTHBOUND
- SIDEWALK
- FACE OF CURB
- EXISTING (TYP)

PREPARED FOR:



LENNAR MARE ISLAND

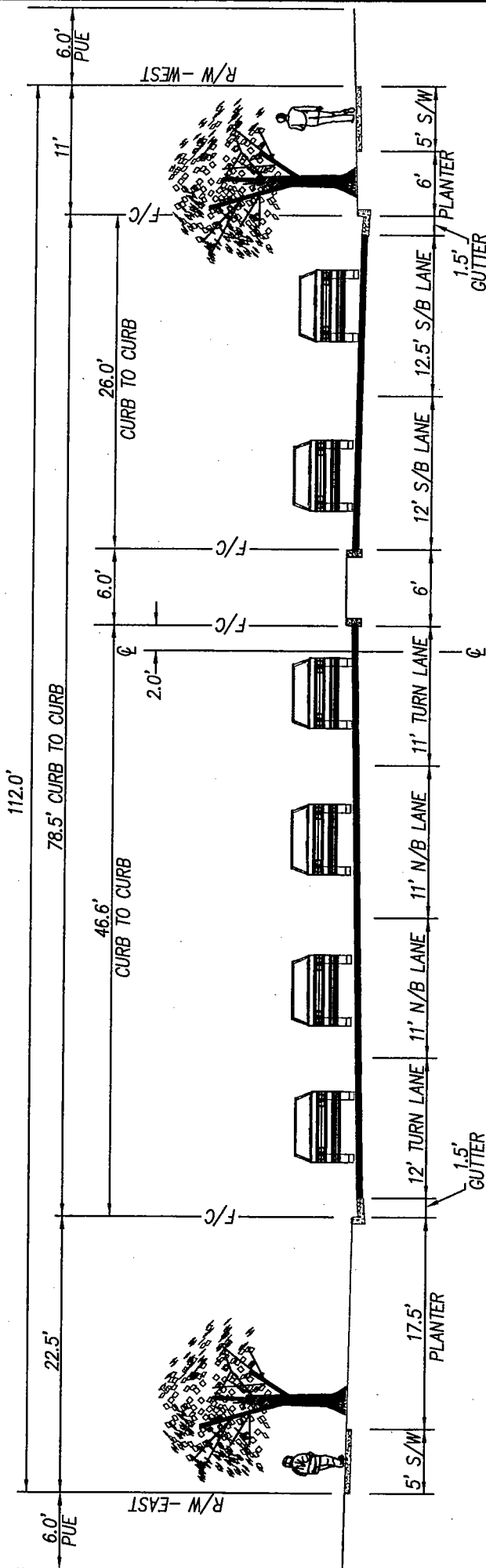
PREPARED BY:

CHAUDHARY & ASSOCIATES, INC.
ENGINEERS SURVEYORS INSPECTORS
MPA 651 NAPA VALLEY CORPORATE WAY, SUITE G, NAPA, CA 94558-7151
PHONE: (707) 256-2729 FAX: (707) 256-0621
VALLEJO: SUITE 110, 1100 S. VALLEJO BLVD., VALLEJO, CA 94592-1130
WWW.CHAUDHARY.COM PHONE: (707) 582-2336 FAX: (707) 582-4808

DATE	REVISION #	DESCRIPTION	INIT.
04/04/03	0	INITIAL SUBMITTAL	
11/14/03	1	SECOND SUBMITTAL	
02/20/04	2	THIRD SUBMITTAL	

**WALNUT AVENUE
PROPOSED STREET CROSS-SECTION
10TH STREET TO AZUAR DRIVE**

SCALE: NTS



LEGEND

- NEW 6" TYPE "A" VERTICAL CURB (14" DEEP)
- NEW 6" VERTICAL CURB & GUTTER (CITY STD. DWG. NO. 3-10)
- PUBLIC UTILITY EASEMENT
- SOUTHBOUND
- NORTHBOUND
- SIDEWALK
- FACE OF CURB



PREPARED FOR:



LENNAR MARE ISLAND

PREPARED BY:

CHAUDHARY & ASSOCIATES, INC.
 ENGINEERS SURVEYORS INSPECTORS

NAPA: 851 NAPA VALLEY CORPORATE WAY, SUITE G, NAPA, CA 94958-7151
 (707) 255-2729 FAX: (707) 255-5021
 VALLEJO: 89 WALNUT AVENUE, SUITE 10A, MARE ISLAND, VALLEJO CA 94592-1131
 (707) 263-3365 FAX: (707) 255-8609

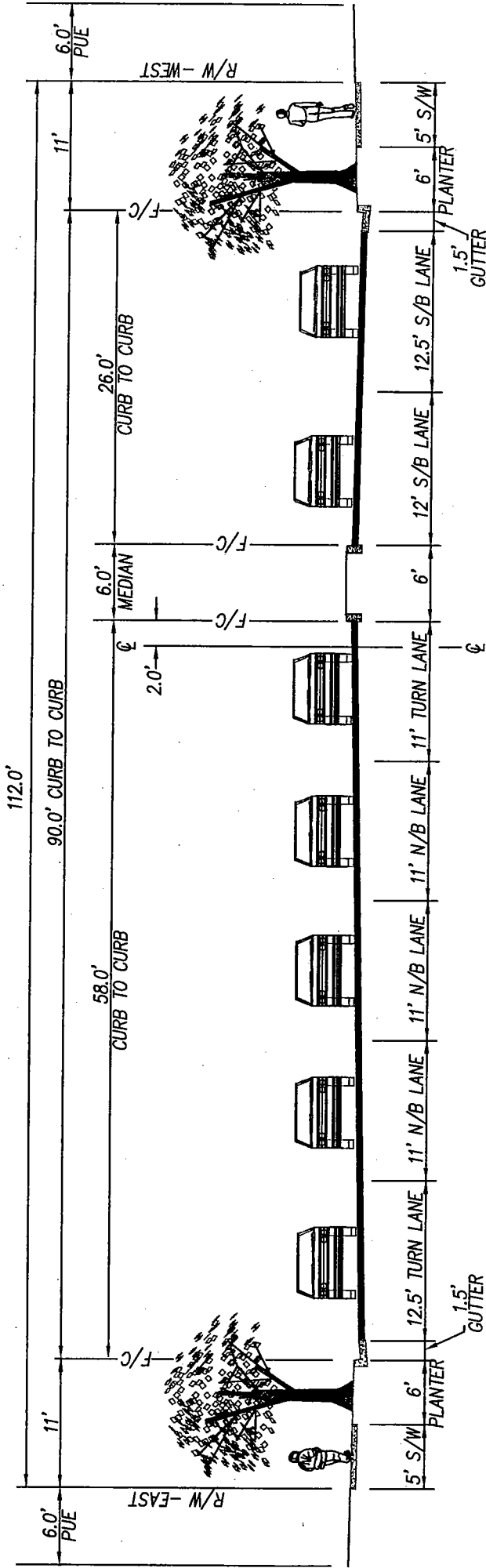


WWW.CHAUDHARY.COM

**RAILROAD AVENUE - PHASE 1
 PROPOSED STREET CROSS-SECTION
 "G" STREET TO TRANSITION**

SCALE: NTS

DATE	REVISION #	DESCRIPTION	INIT.
04/04/03	0	INITIAL SUBMITTAL	
11/14/03	1	SECOND SUBMITTAL	
02/20/04	2	THIRD SUBMITTAL	



LEGEND

- NEW 6" TYPE "A" VERTICAL CURB (14" DEEP)
- NEW 6" VERTICAL CURB & GUTTER (CITY STD. DWG. NO. 3-10)
- PUBLIC UTILITY EASEMENT
- SOUTHBOUND
- NORTHBOUND
- SIDEWALK
- FACE OF CURB



PREPARED FOR:



LENNAR MARE ISLAND

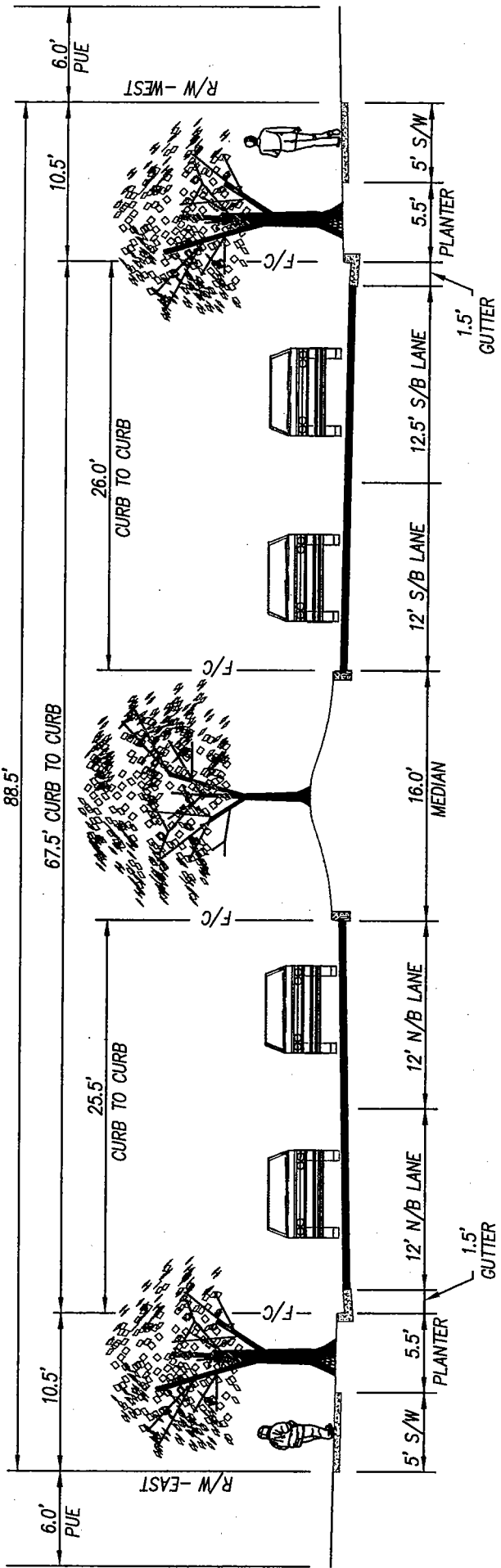
PREPARED BY:

CHAUDHARY & ASSOCIATES, INC.
 ENGINEERS SURVEYORS INSPECTORS
 851 NAPA VALLEY CORPORATE WAY, SUITE G, NAPA, CA 94558-7551
 NAPA, CA 94558-7551
 WWW.CHAUDHARY.COM
 PHONE: (707) 255-5261 FAX: (707) 255-5261
 VALLEJO: (707) 883-3345 FAX: (707) 883-8898

DATE	REVISION #	DESCRIPTION	INIT.
04/04/03	0	INITIAL SUBMITTAL	
11/14/03	1	SECOND SUBMITTAL	
02/20/04	2	THIRD SUBMITTAL	

**RAILROAD AVENUE - ULTIMATE
 PROPOSED STREET CROSS-SECTION
 "G" STREET TO TRANSITION**

SCALE: NTS



LEGEND

- NEW 6" TYPE "A" VERTICAL CURB (14" DEEP)
- NEW 6" VERTICAL CURB & GUTTER (CITY STD. DWG. NO. 3-10)
- PUBLIC UTILITY EASEMENT
- S/B SOUTHBOUND
- N/B NORTHBOUND
- S/W SIDEWALK
- F/C FACE OF CURB



**RAILROAD AVENUE
PROPOSED STREET CROSS-SECTION
TRANSITION TO "E" ST.**

SCALE: NTS

DATE	REVISION #	DESCRIPTION	INIT.
04/04/03	0	INITIAL SUBMITTAL	
11/14/03	1	SECOND SUBMITTAL	
02/20/04	2	THIRD SUBMITTAL	

PREPARED FOR:



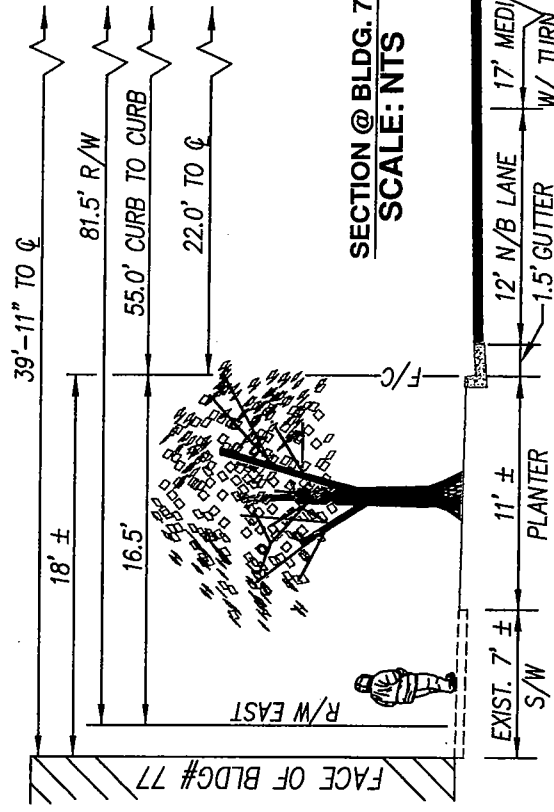
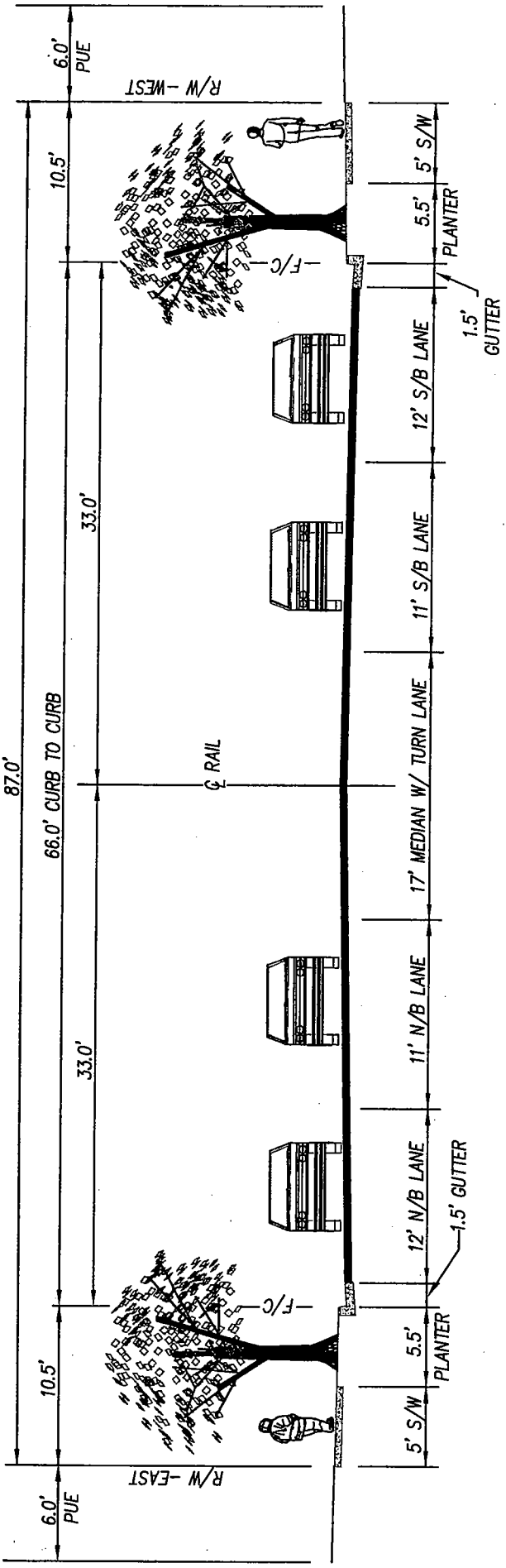
LENNAR MARE ISLAND

PREPARED BY:

CHAUDHARY & ASSOCIATES, INC.
ENGINEERS SURVEYORS INSPECTORS

1800 WALNUT AVENUE, SUITE 120, MARE ISLAND, CALIFORNIA 94968-1133
PHONE: (707) 552-3722 FAX: (707) 552-3725
WWW.CHAUDHARY.COM





SECTION @ BLDG. 77
SCALE: NTS

TRUCK ROUTE

LEGEND

- NEW 6" VERTICAL CURB & GUTTER (CITY STD. DWG. NO. 3-10)
- PUE PUBLIC UTILITY EASEMENT
- S/B SOUTHBOUND
- N/B NORTHBOUND
- S/W SIDEWALK
- F/C FACE OF CURB

PREPARED FOR:



LENNAR MARE ISLAND

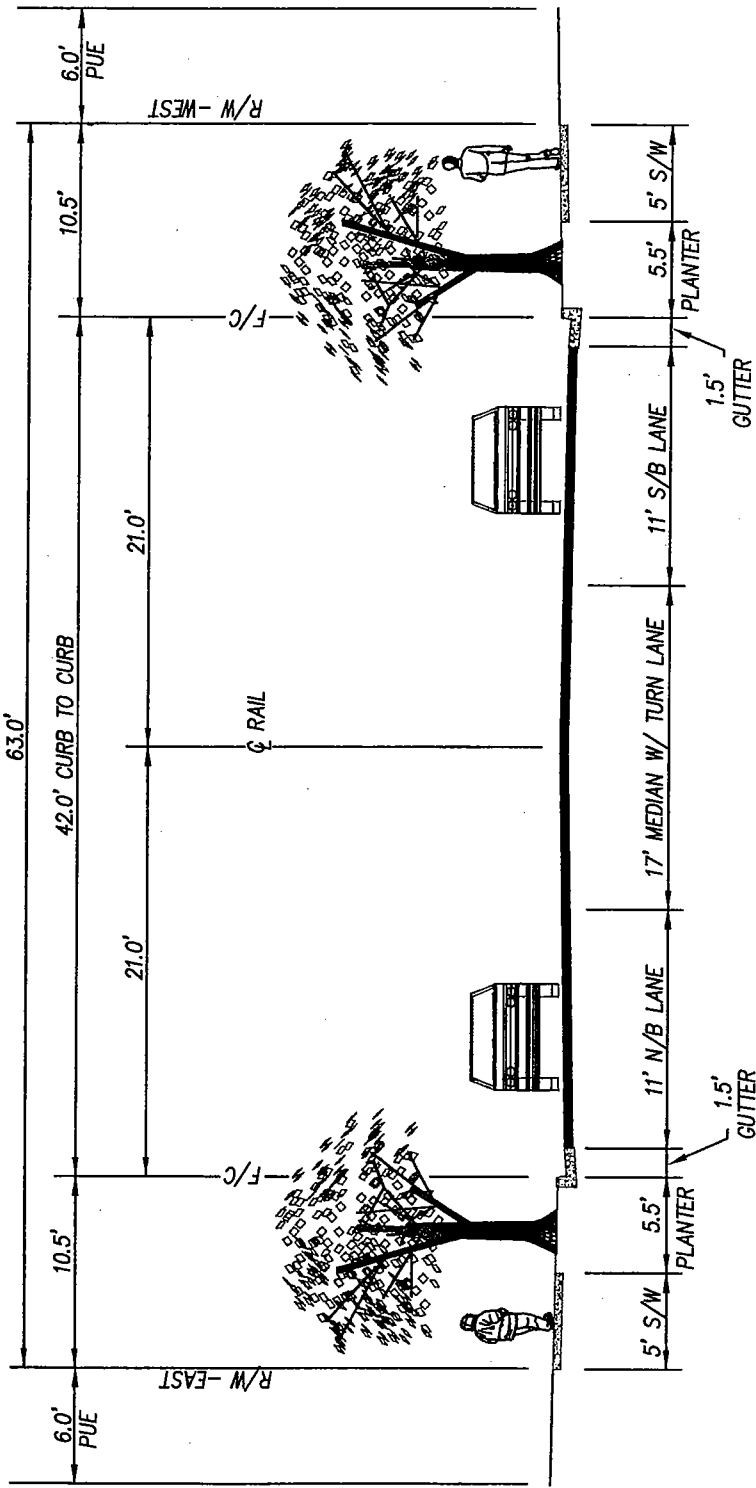
PREPARED BY:

CHAUDHARY & ASSOCIATES, INC.
ENGINEERS SURVEYORS INSPECTORS
1000 W. WALNUT AVENUE, SUITE 200, MARE ISLAND, CALIFORNIA 94962-1153
VALLEJO, CALIFORNIA
PHONE: (707) 582-3585 FAX: (707) 582-3585

DATE	REVISION #	DESCRIPTION	INIT.
04/04/03	0	INITIAL SUBMITTAL	
11/14/03	1	SECOND SUBMITTAL	
02/20/04	2	THIRD SUBMITTAL	

**RAILROAD AVENUE
PROPOSED STREET CROSS-SECTION
2ND STREET TO CONNOLLY STREET**

SCALE: NTS



LEGEND

NEW 6" VERTICAL CURB & GUTTER
(CITY STD. DWG. NO. 3-10)

PUBLIC UTILITY EASEMENT

SOUTHBOUND

NORTHBOUND

SIDEWALK

FACE OF CURB



PUE

S/B

N/B

S/W

F/C



TRUCK
ROUTE

PREPARED FOR:



LENNAR MARE ISLAND

PREPARED BY:

CHAUDHARY & ASSOCIATES, INC.
ENGINEERS SURVEYORS INSPECTORS

851 NAPA VALLEY CORPORATE WAY, SUITE G, NAPA, CA 94558-7651
PHONE: (707) 255-5778 FAX: (707) 255-5021
VALLEJO: PHONE: (707) 562-2665 FAX: (707) 562-9686

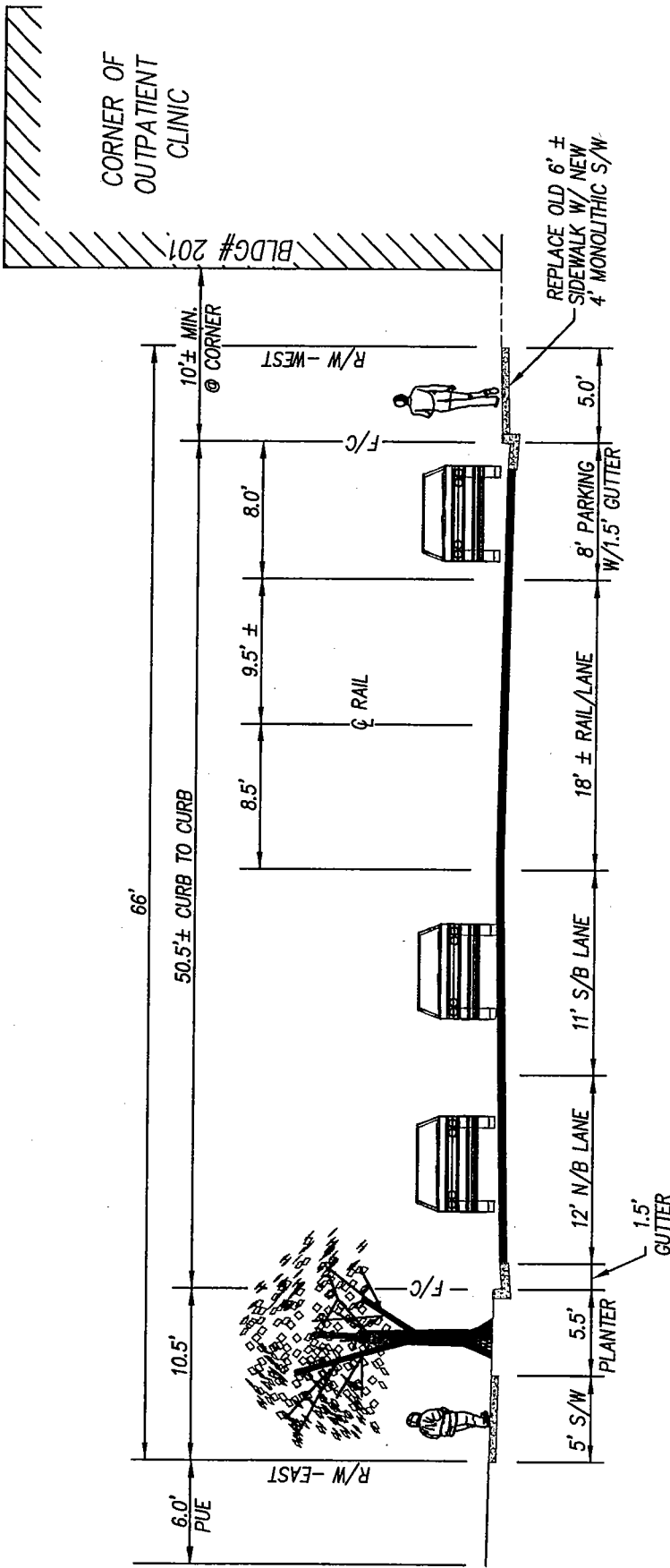


**RAILROAD AVENUE
PROPOSED STREET CROSS-SECTION
CONNOLLY ST. TO BEGINNING OF TRANSITION**








SCALE: NTS

SHEET 5 OF 11

DATE	REVISION #	DESCRIPTION	INIT.
04/04/03	0	INITIAL SUBMITTAL	
11/14/03	1	SECOND SUBMITTAL	
02/20/04	2	THIRD SUBMITTAL	



LEGEND

-  NEW 6" VERTICAL CURB & GUTTER (CITY STD. DWG. NO. 3-10)
-  PUBLIC UTILITY EASEMENT
-  SOUTHBOUND
-  NORTHBOUND
-  SIDEWALK
-  FACE OF CURB
-  EXISTING (TYP)



**RAILROAD AVENUE
PROPOSED STREET CROSS-SECTION
TRANSITION TO KANSAS STREET
AT OUTPATIENT CLINIC (BUILDING 201)**

SHEET 6 OF 11

SCALE: NTS

PREPARED FOR:

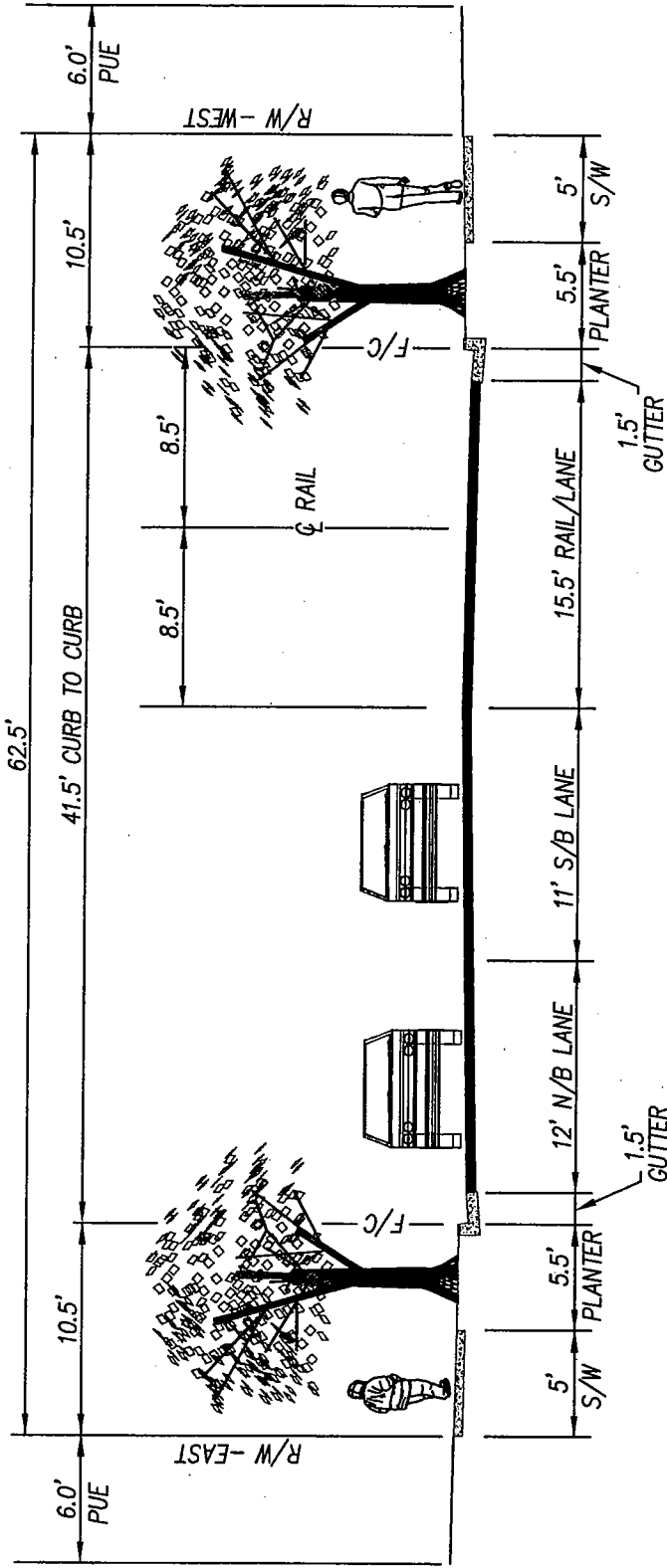


LENNAR MARE ISLAND

PREPARED BY:

CHAUDHARY & ASSOCIATES, INC.
ENGINEERS SURVEYORS INSPECTORS
NAPA: 531 NAPA VALLEY CORPORATE WAY, SUITE 6, NAPA, CA 94558-7551
NAPA: PHONE: (707) 255-2729 FAX: (707) 255-5211
VALLEJO: 10717 AVENUE SUITE 102, MARIE ISLAND, VALLEJO CA 94592-1133
VALLEJO: PHONE: (707) 255-5385 FAX: (707) 255-9885

DATE	REVISION #	DESCRIPTION	INIT.
04/04/03	0	INITIAL SUBMITTAL	
11/14/03	1	SECOND SUBMITTAL	
02/20/04	2	THIRD SUBMITTAL	



LEGEND

- NEW 6" VERTICAL CURB & GUTTER (CITY STD. DWG. NO. 3-10)
- PUBLIC UTILITY EASEMENT
- SOUTHBOUND
- NORTHBOUND
- SIDEWALK
- FACE OF CURB
- EXISTING (TYP)



**RAILROAD AVENUE
PROPOSED STREET CROSS-SECTION
KANSAS STREET TO 7TH STREET**

SCALE: NTS

SHEET 7 OF 11

PREPARED FOR:



LENNAR MARE ISLAND

PREPARED BY:

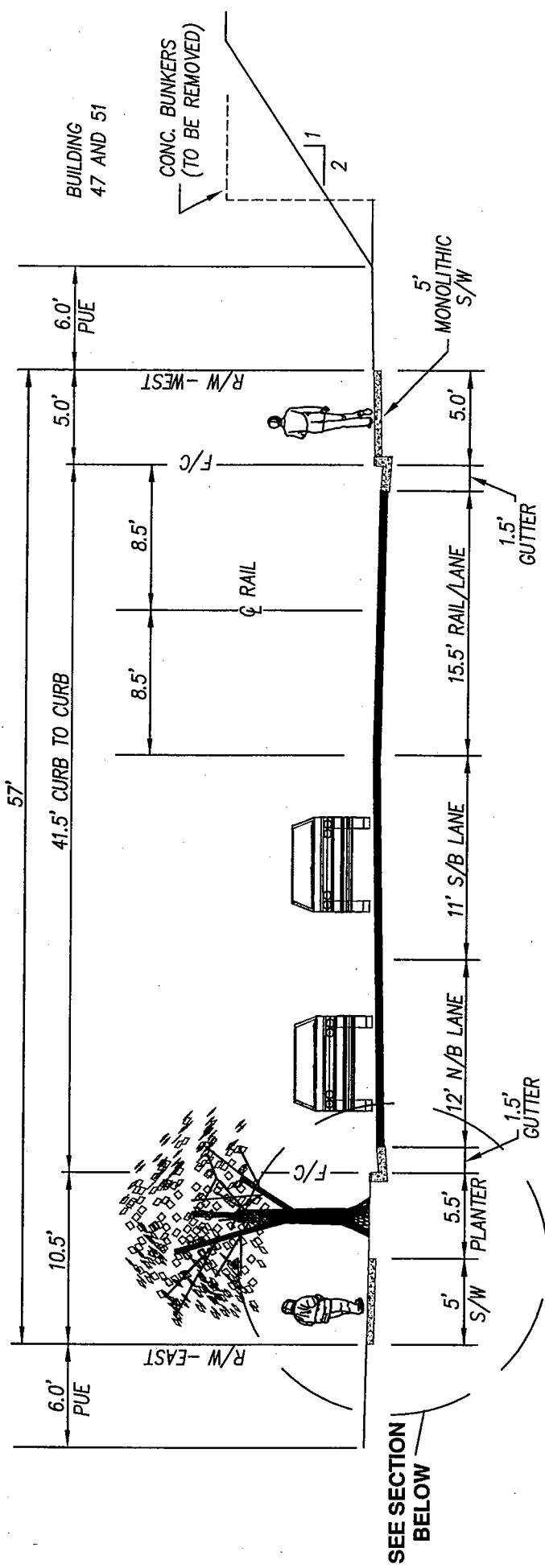
CHAUDHARY & ASSOCIATES, INC.
ENGINEERS SURVEYORS INSPECTORS

MAPA: 851 MAPA VALLEY CORPORATE WAY, SUITE G, MAPA, CA 94538-7351
CULVER: PHONE: (977) 255-2728 FAX: (977) 255-5291
VALLEJO: PHONE: (977) 255-5358 FAX: (977) 255-6899








DATE	REVISION #	DESCRIPTION	INIT.
04/04/03	0	INITIAL SUBMITTAL	
11/14/03	1	SECOND SUBMITTAL	
02/20/04	2	THIRD SUBMITTAL	



WWW.CHAUDHARY.COM



LEGEND

-  NEW 6" VERTICAL CURB & GUTTER (CITY STD. DWG. NO. 3-10)
-  PUBLIC UTILITY EASEMENT
-  S/B SOUTHBOUND
-  N/B NORTHBOUND
-  S/W SIDEWALK
-  F/C FACE OF CURB
-  EXISTING (TYP)

PREPARED FOR:



LENNAR MARE ISLAND

PREPARED BY:

CHAUDHARY & ASSOCIATES, INC.
 ENGINEERS SURVEYORS INSPECTORS
 851 TUPA VALLEY CORPORATE HWY, SUITE G, MESA, CA 94050-7151
 680 WALNUT AVENUE, SUITE 100, MARE ISLAND, VALLEJO, CA 94662-1113
 VALLEJO: PHONE: (707) 562-3355 FAX: (707) 568-8900
 WWW.CHAUDHARY.COM



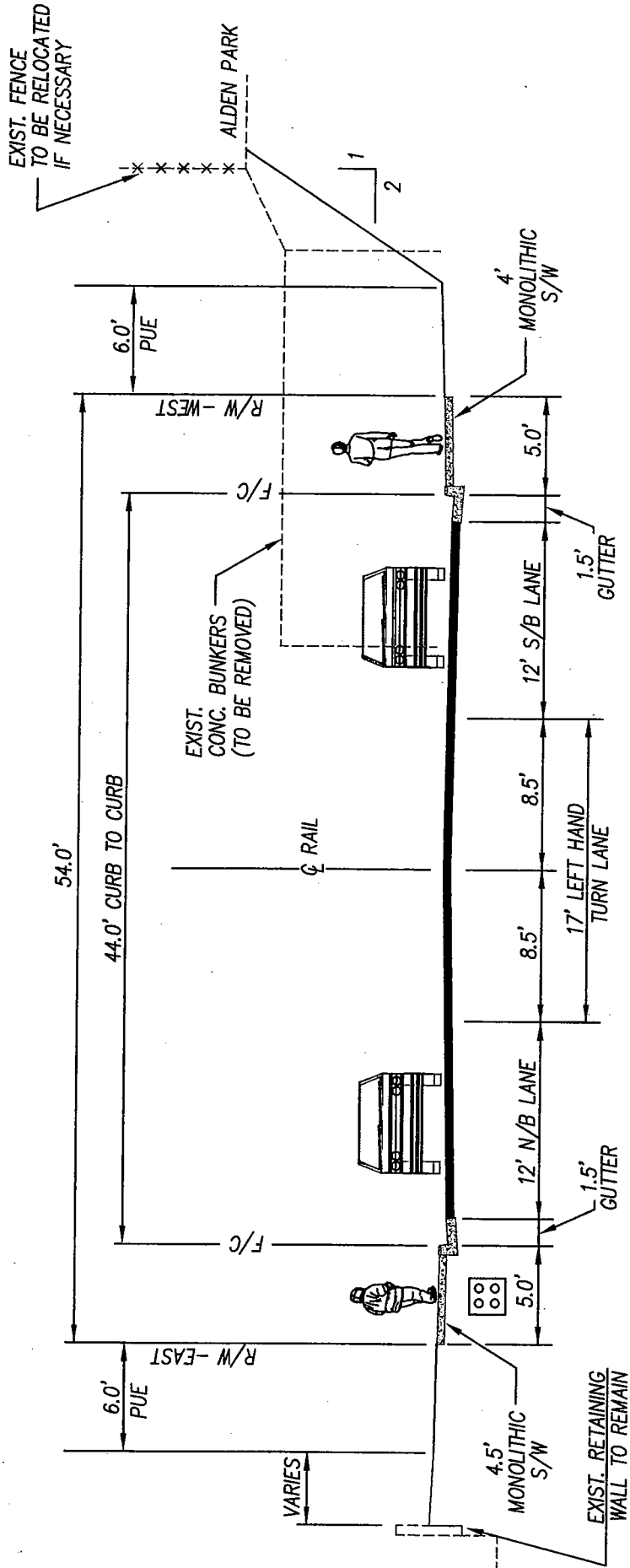
DATE	REVISION #	DESCRIPTION	INIT.
04/04/03	0	INITIAL SUBMITTAL	
11/14/03	1	SECOND SUBMITTAL	
02/20/04	2	THIRD SUBMITTAL	



SECTION @ BUILDING 45
 NTS

**RAILROAD AVENUE
 PROPOSED STREET CROSS-SECTION
 7TH STREET TO TRANSITION PAST 8TH STREET**

SCALE: NTS



LEGEND

- NEW 6" VERTICAL CURB & GUTTER (CITY STD. DWG. NO. 3-10)
- PUBLIC UTILITY EASEMENT
- SOUTHBOUND
- NORTHBOUND
- SIDEWALK
- FACE OF CURB
- EXISTING (TYP)
- PROPOSED JOINT TRENCH



- NOTES:**
- 1) TRANSITION TO CENTER RAIL LANE JUST SOUTH OF 8TH STREET.
 - 2) PROPOSED JOINT TRENCH TO BE ALONG THE EASTERN SIDEWALK TO MINIMIZE CROSSINGS UNDER EXISTING RAILROAD TRACKS.

PREPARED FOR:



LENNAR MARE ISLAND

PREPARED BY:

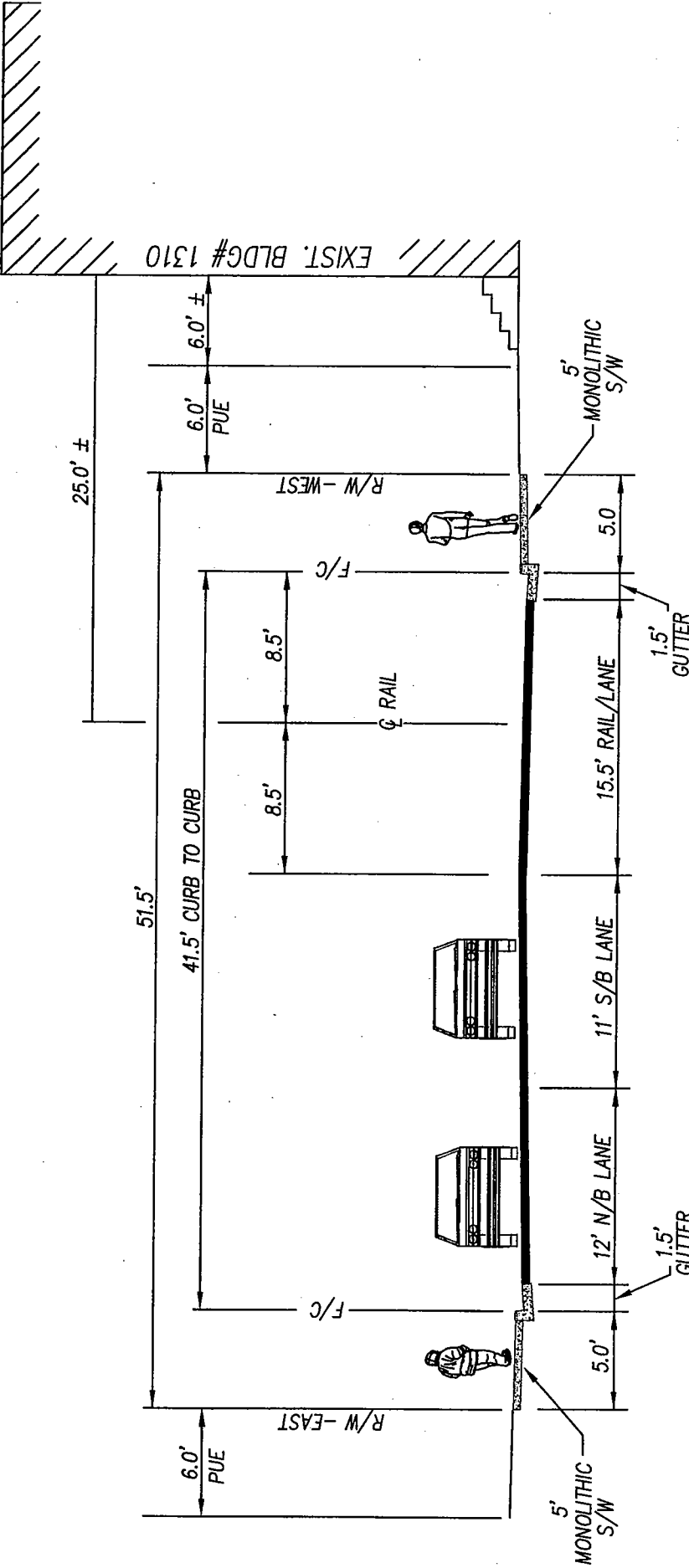
CHAUDHARY & ASSOCIATES, INC.
 ENGINEERS SURVEYORS INSPECTORS
 1400 WALNUT AVENUE, SUITE 101, MARE ISLAND, CALIFORNIA 94062-1133
 PHONE: (707) 552-3555 FAX: (707) 552-8609



**RAILROAD AVENUE
 PROPOSED STREET CROSS-SECTION
 TRANSITION PAST 8TH ST. TO 10TH ST.**

SCALE: NTS

DATE	REVISION #	DESCRIPTION	INIT.
04/04/03	0	INITIAL SUBMITTAL	
11/14/03	1	SECOND SUBMITTAL	
02/20/04	2	THIRD SUBMITTAL	



LEGEND

- NEW 6" VERTICAL CURB & GUTTER (CITY STD. DWG. NO. 3-10)
- PUBLIC UTILITY EASEMENT
- SOUTHBOUND
- NORTHBOUND
- SIDEWALK
- FACE OF CURB



**RAILROAD AVENUE
PROPOSED STREET CROSS-SECTION
10TH STREET TO BAGLEY STREET**

SCALE: NTS
SHEET 10 OF 11

PREPARED FOR:

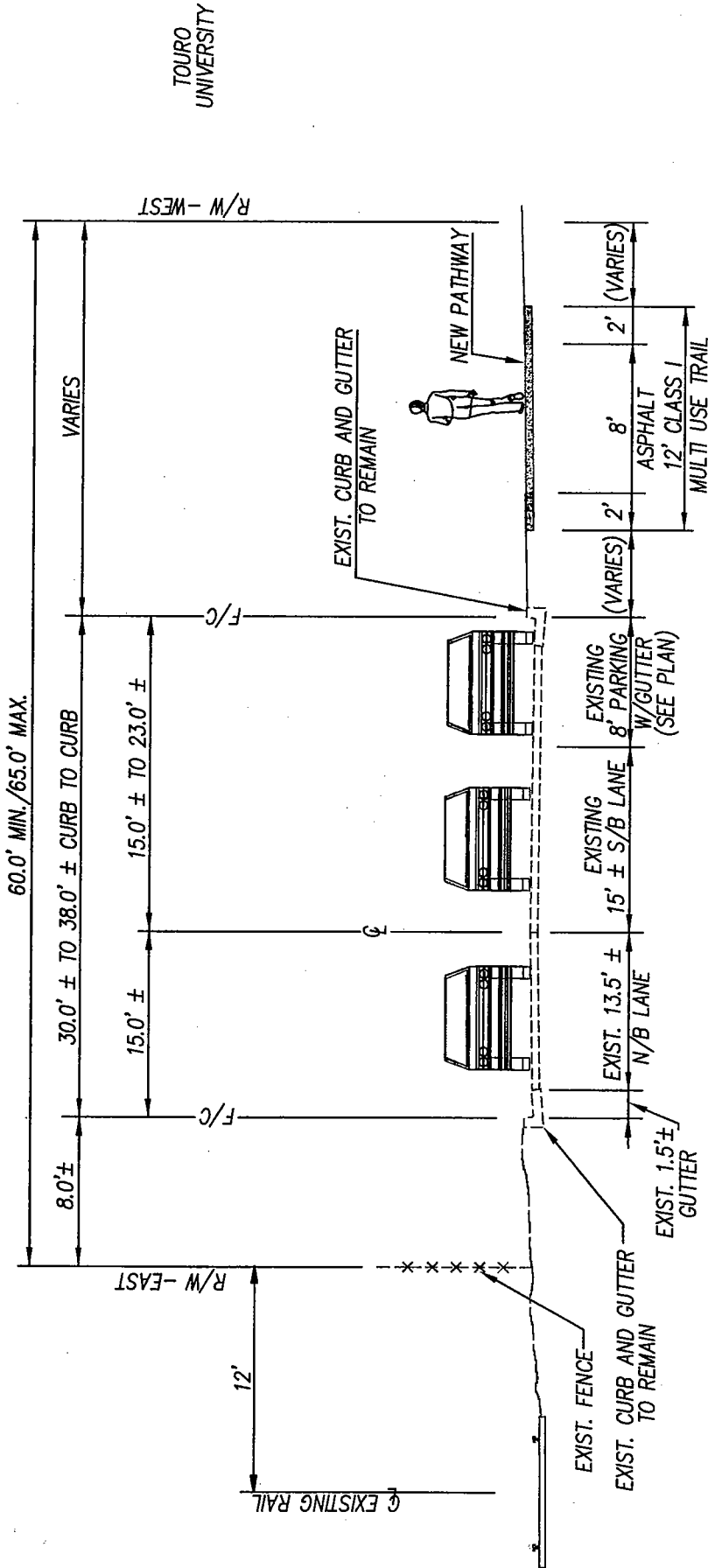


LENNAR MARE ISLAND

PREPARED BY:

CHAUDHARY & ASSOCIATES, INC.
ENGINEERS SURVEYORS INSPECTORS
NAPA: 851 NAPA VALLEY CORPORATE WAY, SUITE 10, NAPA, CA 94558-7851
WWW.CHAUDHARY.COM PHONE: (707) 255-2779 FAX: (707) 255-5221
VALLEJO: 680 WALNUT AVENUE, SUITE 109, JAMIE ISLAND, VALLEJO, CA 94592-1193 PHONE: (707) 382-5385 FAX: (707) 588-8806

DATE	REVISION #	DESCRIPTION	INIT.
04/04/03	0	INITIAL SUBMITTAL	
11/14/03	1	SECOND SUBMITTAL	
02/20/04	2	THIRD SUBMITTAL	



TOURO
UNIVERSITY

LEGEND

- NEW 6" VERTICAL CURB & GUTTER
(CITY STD. DWG. NO. 3-10)
- PUBLIC UTILITY EASEMENT
- SOUTHBOUND
- NORTHBOUND
- SIDEWALK
- FACE OF CURB



**RAILROAD AVENUE
PROPOSED STREET CROSS-SECTION
SOUTH OF NEREUS STREET**

SCALE: NTS SHEET 11 OF 11

PREPARED FOR:

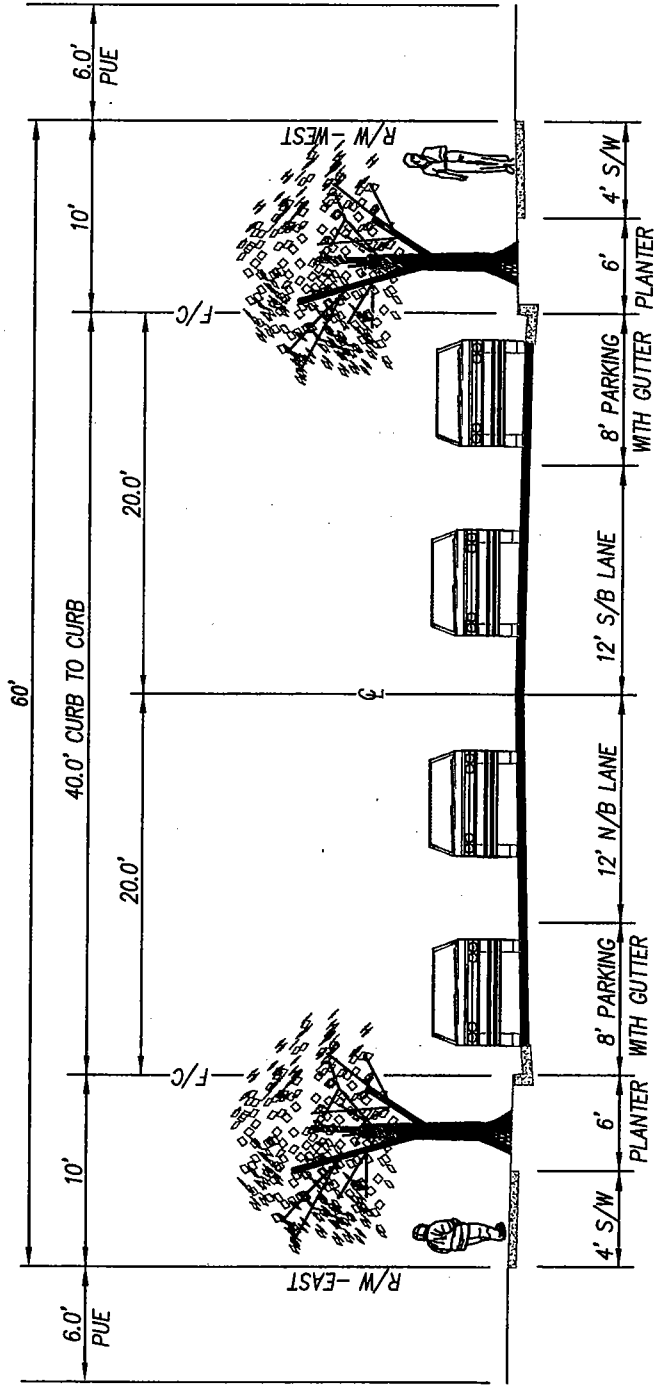


LENNAR MARE ISLAND

PREPARED BY:

CHAUDHARY & ASSOCIATES, INC.
ENGINEERS SURVEYORS INSPECTORS
831 IMPA VALLEY CORPORATE WAY, SUITE G, IMPA CA 94595-7531
10000
80 WALNUT AVENUE, SUITE 100, MARE ISLAND, VALLEJO CA 94591-1133
WWW.CHAUDHARY.COM PHONE: (707) 982-3558 FAX: (707) 982-8800

DATE	REVISION #	DESCRIPTION	INIT.
04/04/03	0	INITIAL SUBMITTAL	
11/14/03	1	SECOND SUBMITTAL	
02/20/04	2	THIRD SUBMITTAL	



LEGEND

NEW 6" VERTICAL CURB & GUTTER
(CITY STD. DWG. NO. 3-10)



- PUE PUBLIC UTILITY EASEMENT
- S/B SOUTHBOUND
- N/B NORTHBOUND
- S/W SIDEWALK
- F/C FACE OF CURB

PREPARED FOR:



LENNAR MARE ISLAND

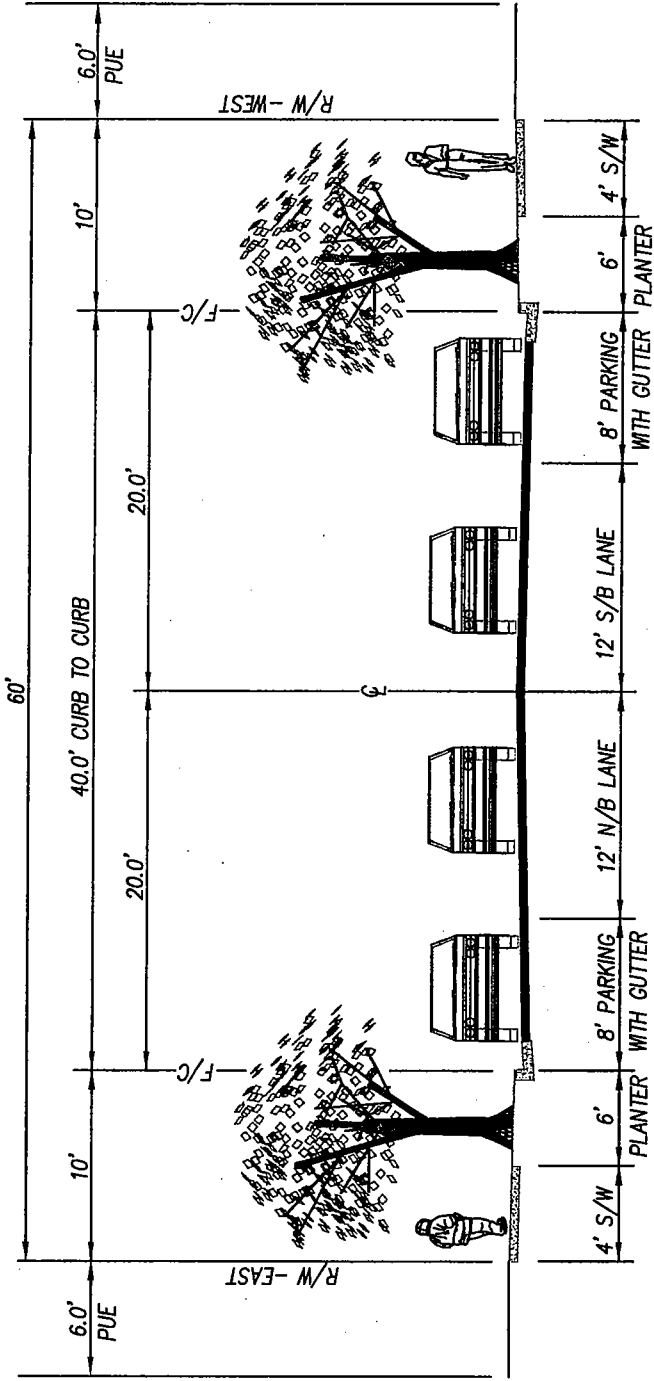
PREPARED BY:

CHAUDHARY & ASSOCIATES, INC.
ENGINEERS SURVEYORS INSPECTORS
15000 VALLEY CORPORATE CENTER, SUITE 200, VALLEJO, CA 94590-7551
PHONE: (707) 265-5700 FAX: (707) 265-5700
VALLEJO: 690 WALNUT AVENUE, SUITE 120, MARE ISLAND, VALLEJO, CA 94592-1133
PHONE: (707) 562-3855 FAX: (707) 562-3855
WWW.CHAUDHARY.COM

DATE	REVISION #	DESCRIPTION	INIT.
04/04/03	0	INITIAL SUBMITTAL	
11/14/03	1	SECOND SUBMITTAL	
02/20/04	2	THIRD SUBMITTAL	

**NIMITZ AVENUE
PROPOSED STREET CROSS-SECTION
CONNOLLY STREET TO 7TH STREET**

SCALE: NTS



LEGEND

NEW 6" VERTICAL CURB & GUTTER
(CITY STD. DWG. NO. 3-10)



- PUE PUBLIC UTILITY EASEMENT
- S/B SOUTHBOUND
- N/B NORTHBOUND
- S/W SIDEWALK
- F/C FACE OF CURB

PREPARED FOR:



LENNAR MARE ISLAND

PREPARED BY:

CHAUDHARY & ASSOCIATES, INC.
ENGINEERS SURVEYORS INSPECTORS

185 NAPA VALLEY CORPORATE WAY, SUITE G, NAPA, CA 94556-7851
WWW.OFFICE PHONE: (707) 252-2728 FAX: (707) 252-0221
VALLEJO: 860 WALNUT AVENUE, SUITE 120, MARE ISLAND, VALLEJO CA 94588-1133
PHONE: (707) 562-3585 FAX: (707) 558-8909

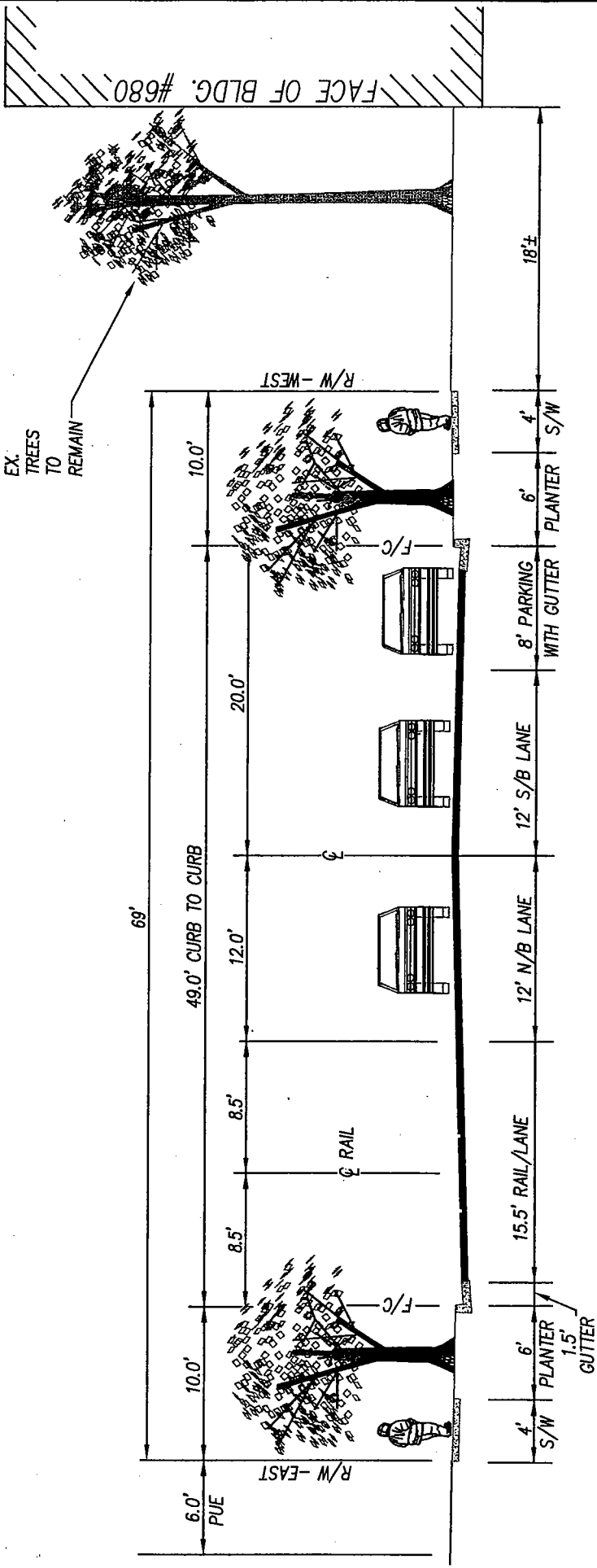


WWW.CHAUDHARY.COM

DATE	REVISION #	DESCRIPTION	INT.
04/04/03	0	INITIAL SUBMITTAL	
11/14/03	1	SECOND SUBMITTAL	
02/20/04	2	THIRD SUBMITTAL	

**NIMITZ AVENUE
PROPOSED STREET CROSS-SECTION
10TH STREET TO BAGLEY STREET**

SCALE: NTS



EX. TREES TO REMAIN

FACE OF BLDG. #680

LEGEND

- NEW 6" VERTICAL CURB & GUTTER (CITY STD. DWG. NO. 3-10)
- PUE PUBLIC UTILITY EASEMENT
- S/B SOUTHBOUND
- N/B NORTHBOUND
- S/W SIDEWALK
- F/C FACE OF CURB

PREPARED FOR:



LENNAR MARE ISLAND

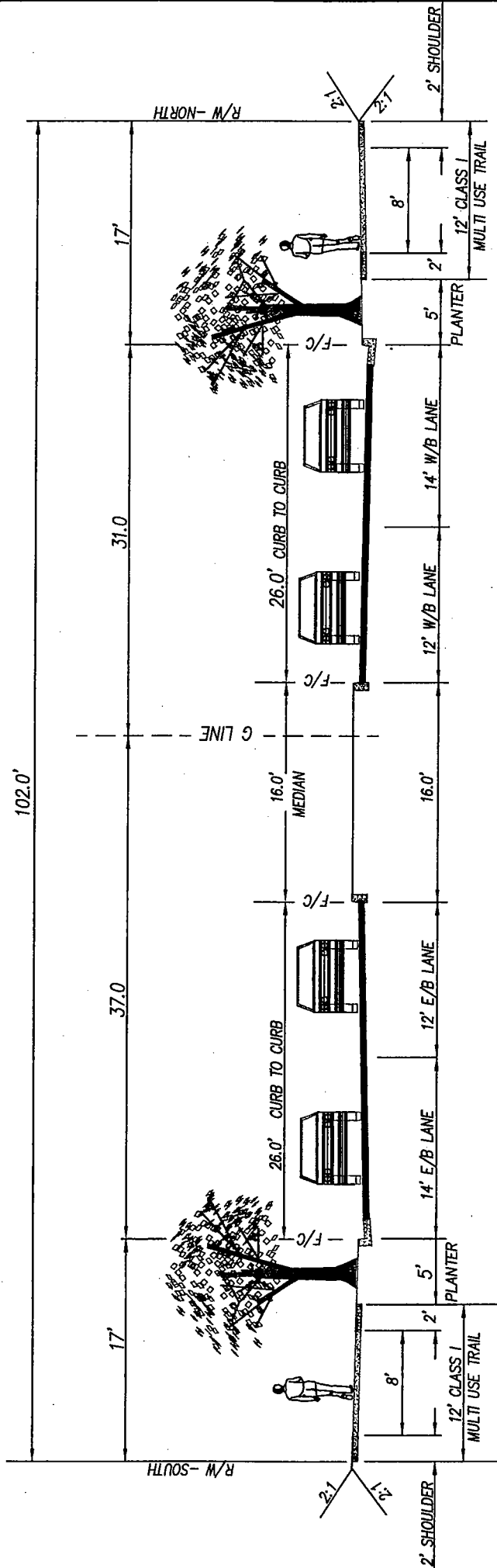
PREPARED BY:

CHAUDHARY & ASSOCIATES, INC.
 ENGINEERS SURVEYORS INSPECTORS
 851 NAPA VALLEY CORPORATE WAY, SUITE G, NAPA, CA 94557-7651
 100 WALKER AVENUE, SUITE 200, MALE OF VALLEJO, CA 94591-1150
 VALLEJO: PHONE: (707) 282-5353 FAX: (707) 558-8909
 WWW.CHAUDHARY.COM

DATE	REVISION #	DESCRIPTION	INIT.
04/04/03	0	INITIAL SUBMITTAL	
11/14/03	1	SECOND SUBMITTAL	
02/20/04	2	THIRD SUBMITTAL	

**NIMITZ AVENUE
 PROPOSED STREET CROSS-SECTION
 BAGLEY STREET TO 15TH STREET**

SCALE: NTS



LEGEND

- NEW 6" TYPE "A" VERTICAL CURB (14" DEEP)
- NEW 6" VERTICAL CURB & GUTTER (CITY STD. DWG. NO. 3-10)
- PUBLIC UTILITY EASEMENT
- EASTBOUND
- WESTBOUND
- FACE OF CURB

PREPARED FOR:



LENNAR MARE ISLAND

PREPARED BY:

CHAUDHARY & ASSOCIATES, INC.
 ENGINEERS SURVEYORS INSPECTORS

NAPA: 851 NAPA VALLEY CORPORATE WAY, SUITE G, NAPA, CA 94958-7251
 SAN FRANCISCO: PHONE (415) 255-5728 FAX (415) 255-5021
 VALLEJO: 680 WALNUT AVENUE, SUITE 150, MARE ISLAND, VALLEJO CA 94589-1153
 PHONE (707) 562-3386 FAX (707) 562-8989



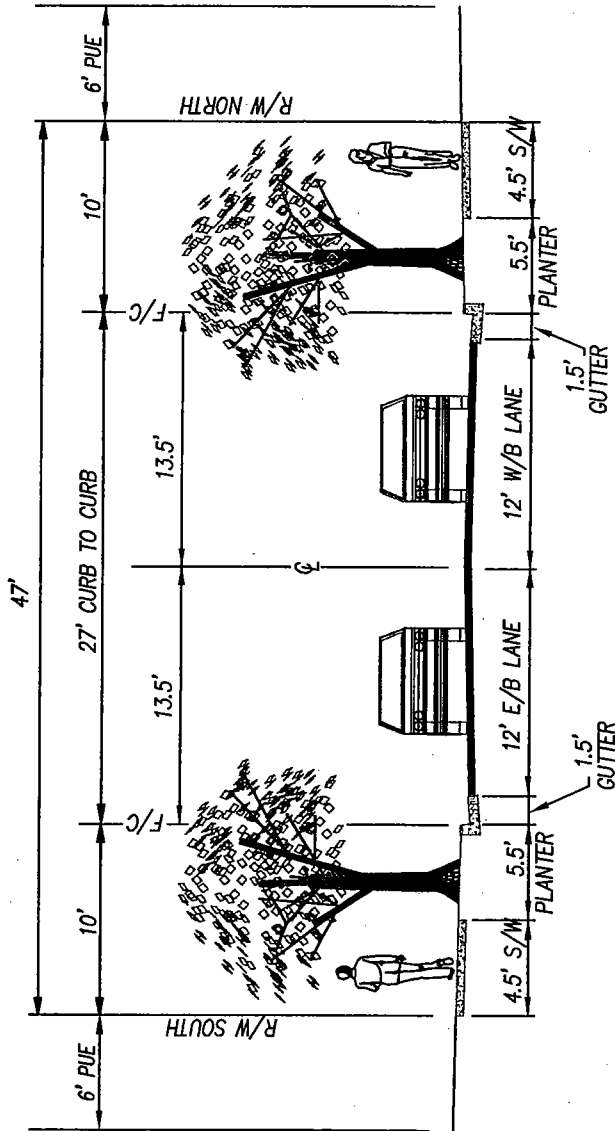
WWW.CHAUDHARY.COM

DATE	REVISION #	DESCRIPTION	INIT.
04/04/03	0	INITIAL SUBMITTAL	
11/14/03	1	SECOND SUBMITTAL	
02/20/04	2	THIRD SUBMITTAL	

**CROSS STREETS
 PROPOSED STREET CROSS-SECTION
 G STREET - ULTIMATE
 BETWEEN AZUAR DRIVE & WALNUT AVENUE**

SCALE: NTS

SHEET 1 OF 26



LEGEND

- NEW 6" VERTICAL CURB & GUTTER (CITY STD. DWG. NO. 3-10)
- PUBLIC UTILITY EASEMENT
- EASTBOUND
- WESTBOUND
- SIDEWALK
- FACE OF CURB

- PUE
- E/B
- W/B
- S/W
- F/C

PREPARED FOR:



LENNAR MARE ISLAND

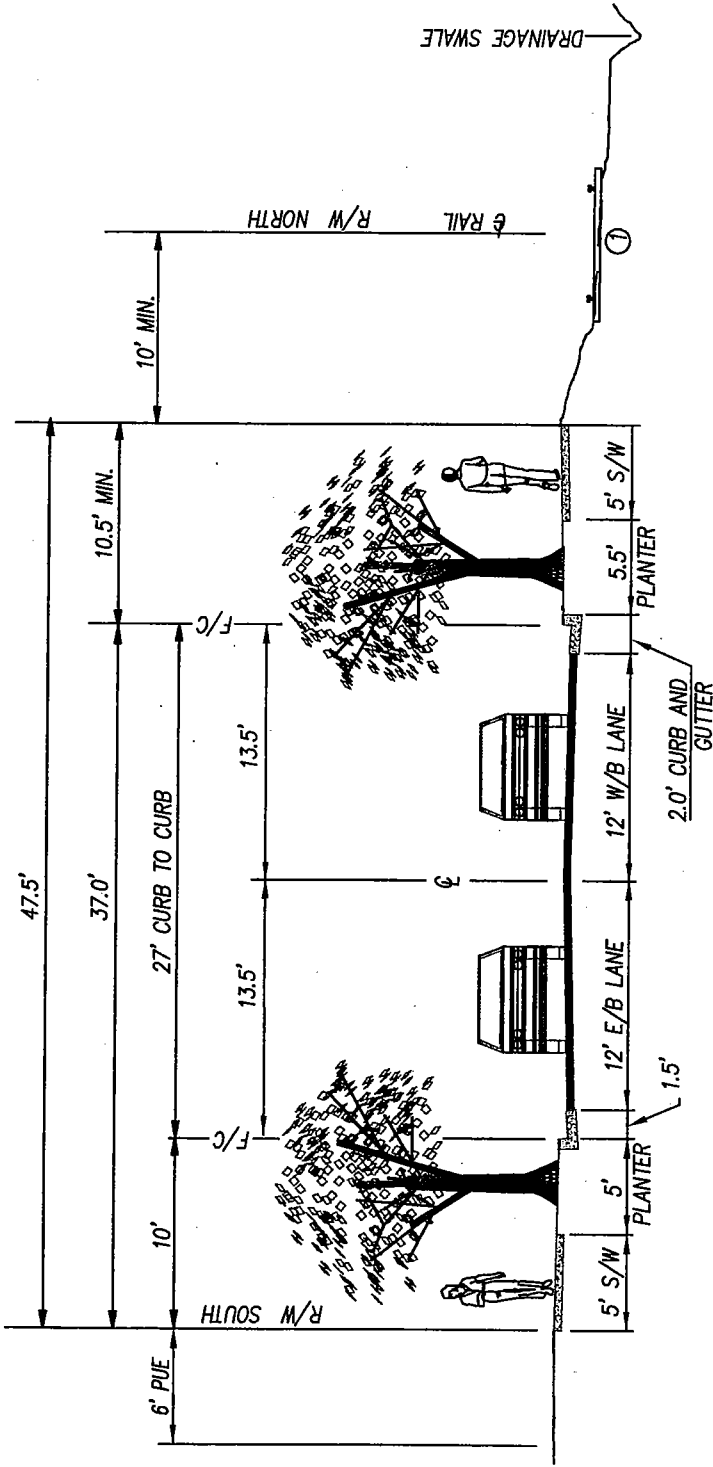
PREPARED BY:

CHAUDHARY & ASSOCIATES, INC.
 ENGINEERS SURVEYORS INSPECTORS
 NAPA: 851 NAPA VALLEY CORPORATE WAY, SUITE G, NAPA, CA 94558-7351
 (707) 255-2729 PHONE: (707) 255-5621 FAX: (707) 255-5621
 VALLEJO: 89 WALNUT AVENUE, SUITE 12A, MORELAND, VALLEJO, CA 94592-1133
 (707) 342-3885 PHONE: (707) 342-3886 FAX: (707) 342-8666
 WWW.CHAUDHARY.COM

DATE	REVISION #	DESCRIPTION	INIT.
04/04/03	0	INITIAL SUBMITTAL	
11/14/03	1	SECOND SUBMITTAL	
02/20/04	2	THIRD SUBMITTAL	

**CROSS STREETS
 PROPOSED STREET CROSS-SECTION
 PINTADO AND "E" STREETS**

SCALE: NTS



LEGEND

NEW 6" VERTICAL CURB & GUTTER
(CITY STD. DWG. NO. 3-10)



- PUE PUBLIC UTILITY EASEMENT
- E/B EASTBOUND
- W/B WESTBOUND
- S/W SIDEWALK
- F/C FACE OF CURB
- B/C BACK OF CURB

NOTE:
 1) EXCEPTING THE NORTHERNMOST RAILROAD TRACK, ALL TRACKS RUNNING EAST-WEST ALONG "A" STREET ARE TO BE REMOVED. THE EXISTING TRACK (NORTHERNMOST) WILL BE REPLACED BY A NEW REALIGNED RAILROAD TRACK NORTH OF CURRENT LOCATION.

PREPARED FOR:



LENNAR MARE ISLAND

PREPARED BY:

CHAUDHARY & ASSOCIATES, INC.
 ENGINEERS SURVEYORS INSPECTORS
 680 WALNUT AVENUE, SUITE 100, WALLEJO, CA 94589-1131
 PHONE: (925) 332-7279 FAX: (925) 332-5000
 WALLEJO: 680 WALNUT AVENUE, SUITE 100, WALLEJO, CA 94589-1131
 PHONE: (925) 332-3895 FAX: (925) 332-8608

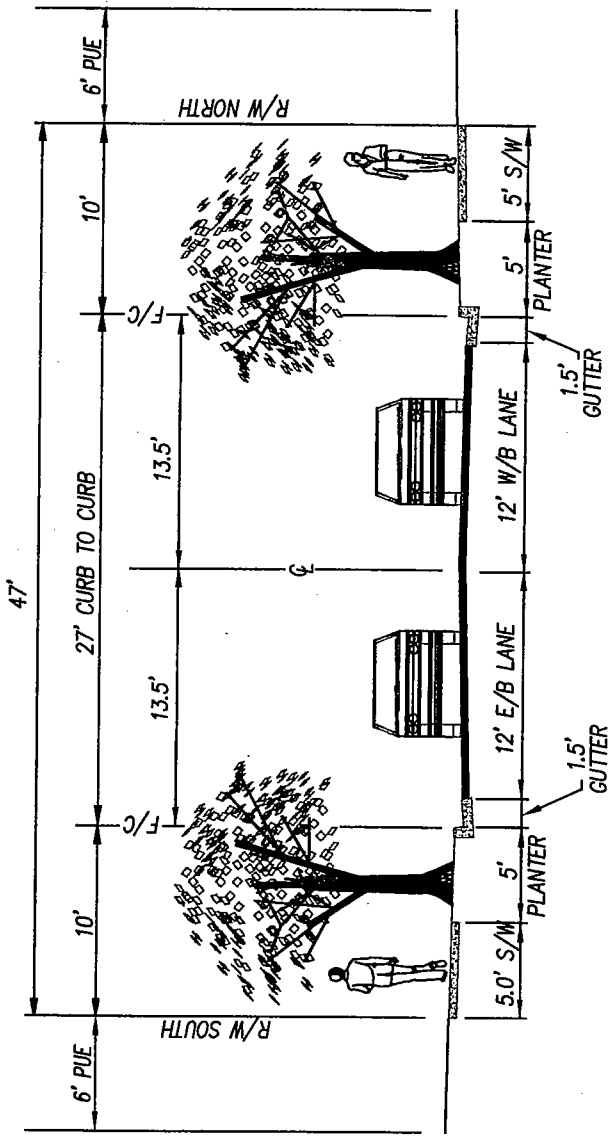


WWW.CHAUDHARY.COM

DATE	REVISION #	DESCRIPTION	INIT.
04/04/03	0	INITIAL SUBMITTAL	
11/14/03	1	SECOND SUBMITTAL	
02/20/04	2	THIRD SUBMITTAL	

**CROSS STREETS - "A" STREET
 PROPOSED STREET CROSS-SECTION
 AZUAR DRIVE TO RAILROAD AVENUE**

SCALE: NTS



LEGEND

- NEW 6" VERTICAL CURB & GUTTER
(CITY STD. DWG. NO. 3-10)
- PUE PUBLIC UTILITY EASEMENT
- E/B EASTBOUND
- W/B WESTBOUND
- S/W SIDEWALK
- F/C FACE OF CURB

**CROSS STREETS - "A" STREET
PROPOSED STREET CROSS-SECTION
WEST OF AZUAR DRIVE AND
RAILROAD AVENUE TO THE PROMENADE**

SHEET 4 OF 26

SCALE: NTS

PREPARED FOR:

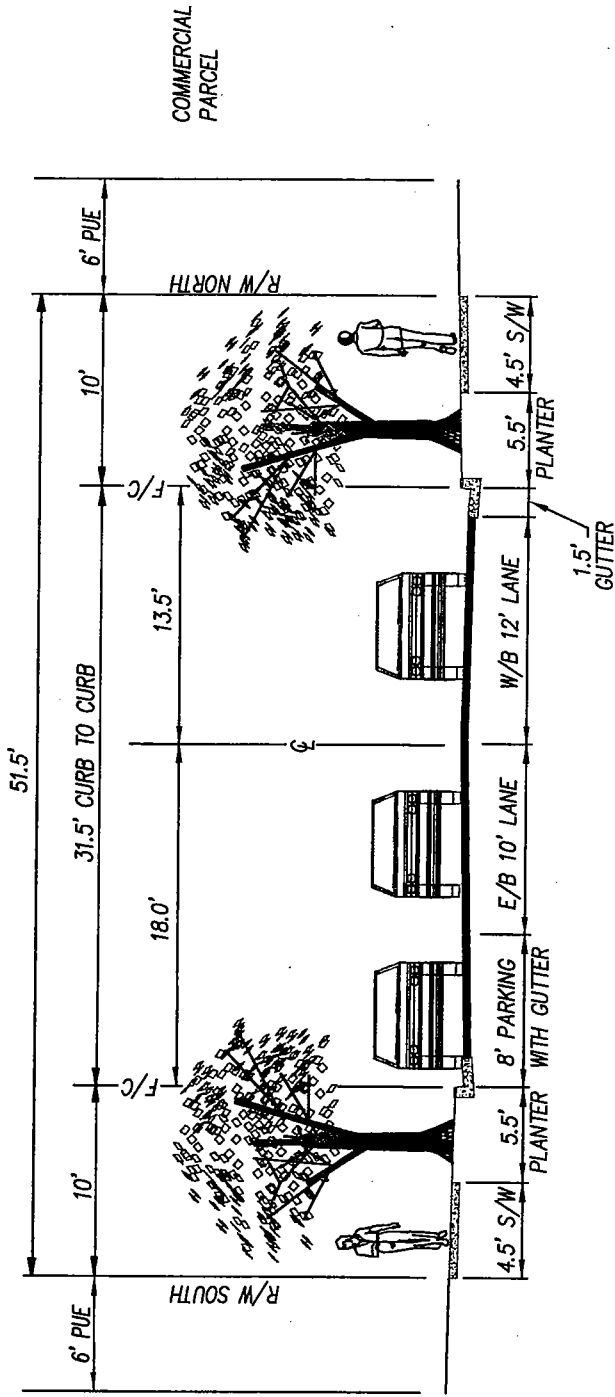


LENNAR MARE ISLAND

PREPARED BY:

CHAUDHARY & ASSOCIATES, INC.
ENGINEERS SURVEYORS INSPECTORS
101 MAPA VALLEY CORPORATE WAY, SUITE 9, MAPA, CA 94558-7051
PHONE: (971) 252-2729 FAX: (971) 252-0211
WWW.CHAUDHARY.COM
VALLEJO, CALIFORNIA
PHONE: (971) 863-3368 FAX: (971) 252-6669

DATE	REVISION #	DESCRIPTION	INIT.
04/04/03	0	INITIAL SUBMITTAL	
11/14/03	1	SECOND SUBMITTAL	
02/20/04	2	THIRD SUBMITTAL	



RESIDENTIAL
6-D NORTH

COMMERCIAL
PARCEL

LEGEND

NEW 6" VERTICAL CURB & GUTTER
(CITY STD. DWG. NO. 3-10)



- PUE PUBLIC UTILITY EASEMENT
- E/B EASTBOUND
- W/B WESTBOUND
- S/W SIDEWALK
- F/C FACE OF CURB

PREPARED FOR:



LENNAR MARE ISLAND

PREPARED BY:

CHAUDHARY & ASSOCIATES, INC.
ENGINEERS SURVEYORS INSPECTORS

NIPAS: 851 NIPA VALLEY CORPORATE WAY, SUITE 200, WAPATA CA 94388-1851
WWW.CHAUDHARY.COM PHONE: (707) 255-2720 FAX: (707) 255-2620
VALLEJO: 800 WALNUT AVENUE, SUITE 100, MARE ISLAND, VALLEJO CA 94382-1133
PHONE: (707) 558-3385 FAX: (707) 558-8909

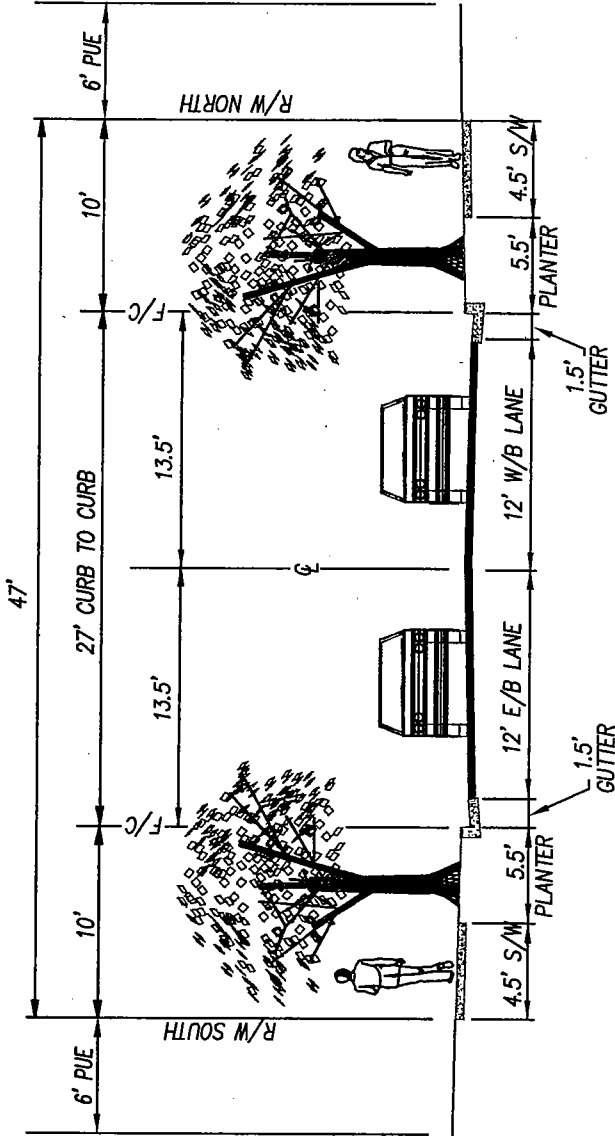


**CROSS STREETS
PROPOSED STREET CROSS-SECTION
2ND STREET
AZUAR DRIVE TO WALNUT AVENUE**

SCALE: NTS

SHEET 5 OF 26

DATE	REVISION #	DESCRIPTION	INIT.
04/04/03	0	INITIAL SUBMITTAL	
11/14/03	1	SECOND SUBMITTAL	
02/20/04	2	THIRD SUBMITTAL	



LEGEND

- NEW 6" VERTICAL CURB & GUTTER (CITY STD. DWG. NO. 3-10)
- PUBLIC UTILITY EASEMENT
- EASTBOUND
- WESTBOUND
- SIDEWALK
- FACE OF CURB

**CROSS STREETS
PROPOSED STREET CROSS-SECTION
2ND STREET AND CONNOLLY STREET
WALNUT AVENUE TO EAST END**

SHEET 6 OF 26

SCALE: NTS

DATE	REVISION #	DESCRIPTION	INIT.
04/04/03	0	INITIAL SUBMITTAL	
11/14/03	1	SECOND SUBMITTAL	
02/20/04	2	THIRD SUBMITTAL	

PREPARED FOR:



LENNAR MARE ISLAND

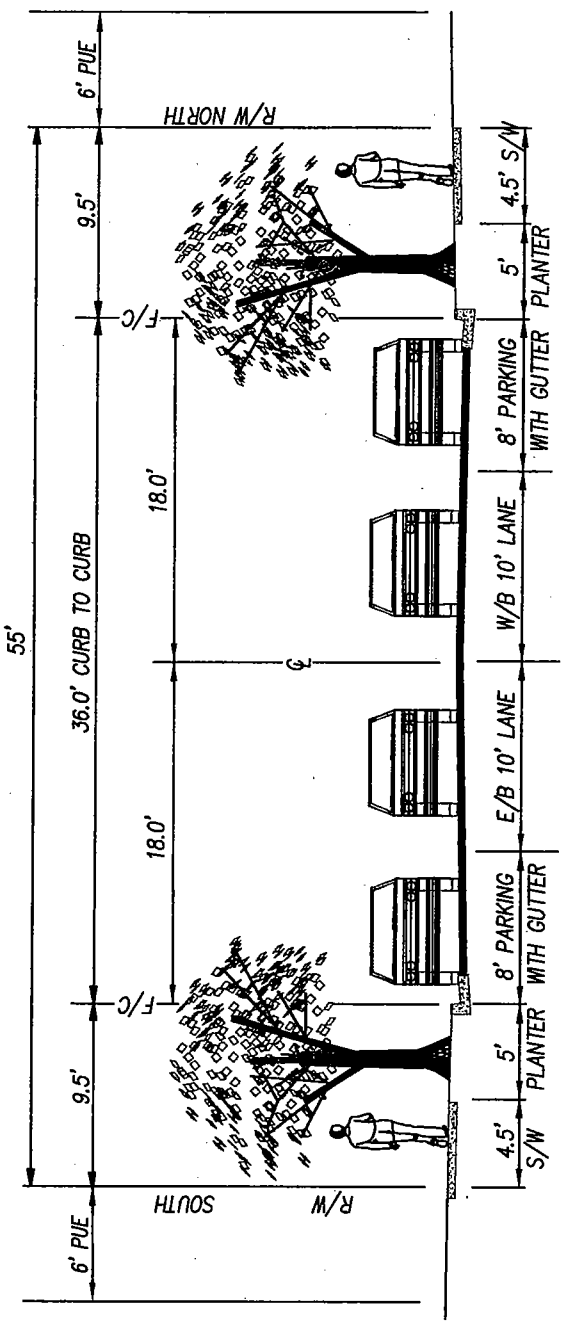
PREPARED BY:

CHAUDHARY & ASSOCIATES, INC.
ENGINEERS SURVEYORS INSPECTORS

1000 VALLEY CORPORATE BLVD SUITE G, HAWAII, CALIFORNIA 91608-1133
HAWAII, CALIFORNIA 91608-1133
PHONE: (707) 558-3385 FAX: (707) 558-3385
VALLEJO: 890 WALNUT AVENUE, SUITE 120, MARE ISLAND, VALLEJO CA 94608-1133
PHONE: (707) 558-3385 FAX: (707) 558-8800



WWW.CHAUDHARY.COM



LEGEND

- NEW 6" VERTICAL CURB & GUTTER
(CITY STD. DWG. NO. 3-10)
- PUBLIC UTILITY EASEMENT
- EASTBOUND
- WESTBOUND
- SIDEWALK
- FACE OF CURB

PREPARED FOR:



LENNAR MARE ISLAND

PREPARED BY:



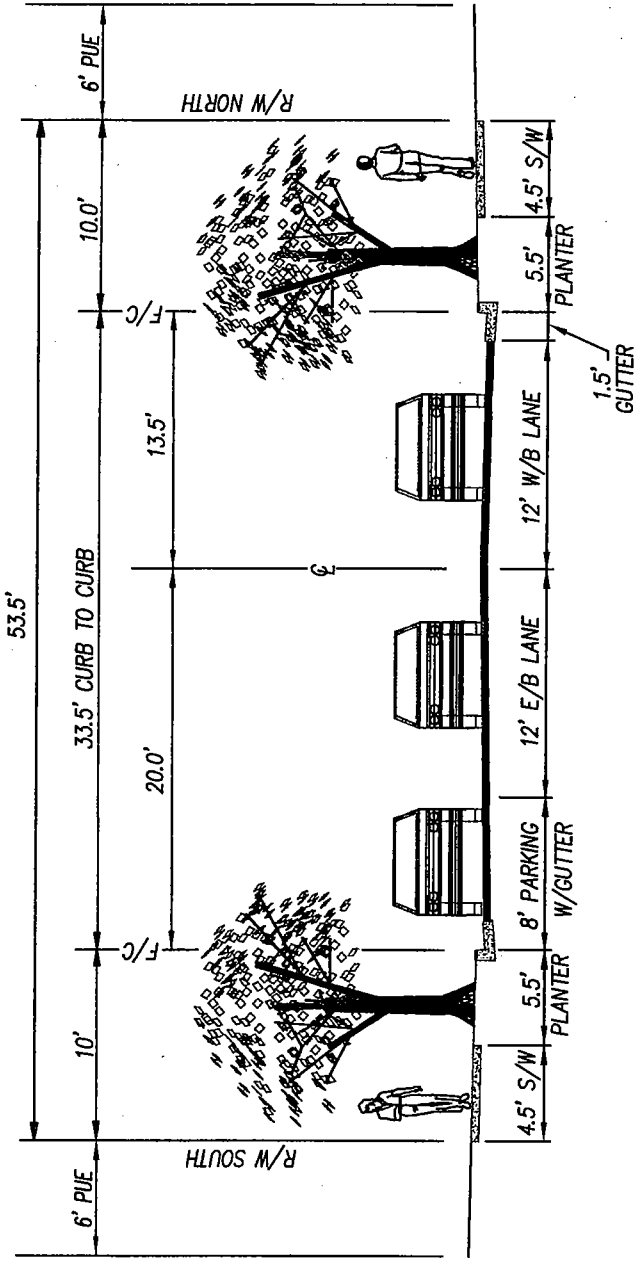
CHAUDHARY & ASSOCIATES, INC.
 ENGINEERS SURVEYORS INSPECTORS
 NAPA: 851 NAPA VALLEY CORPORATE WAY, SUITE G, NAPA, CA 94558-7551
 (NORTH BAY) PHONE: (707) 255-2728 FAX: (707) 255-5021
 VALLEJO: 890 WALNUT AVENUE, SUITE 102, MARE ISLAND, VALLEJO CA 94592-1123
 VALLEJO: PHONE: (707) 362-3365 FAX: (707) 358-8665

**CROSS STREETS
 PROPOSED STREET CROSS-SECTION
 CONNOLLY STREET
 AZUAR DRIVE TO WALNUT AVENUE**

SCALE: NTS

SHEET 7 OF 26

DATE	REVISION #	DESCRIPTION	INIT.
04/04/03	0	INITIAL SUBMITTAL	
11/14/03	1	SECOND SUBMITTAL	
02/20/04	2	THIRD SUBMITTAL	



LEGEND

- NEW 6" VERTICAL CURB & GUTTER (CITY STD. DWG. NO. 3-10)
- PUBLIC UTILITY EASEMENT
- EASTBOUND
- WESTBOUND
- SIDEWALK
- FACE OF CURB

**CROSS STREETS
PROPOSED STREET CROSS-SECTION
KANSAS STREET
AZUAR DRIVE TO TRANSITION**

SHEET 8 OF 26

SCALE: NTS

DATE	REVISION #	DESCRIPTION	INIT.
04/04/03	0	INITIAL SUBMITTAL	
11/14/03	1	SECOND SUBMITTAL	
02/20/04	2	THIRD SUBMITTAL	

PREPARED FOR:



LENNAR MARC ISLAND

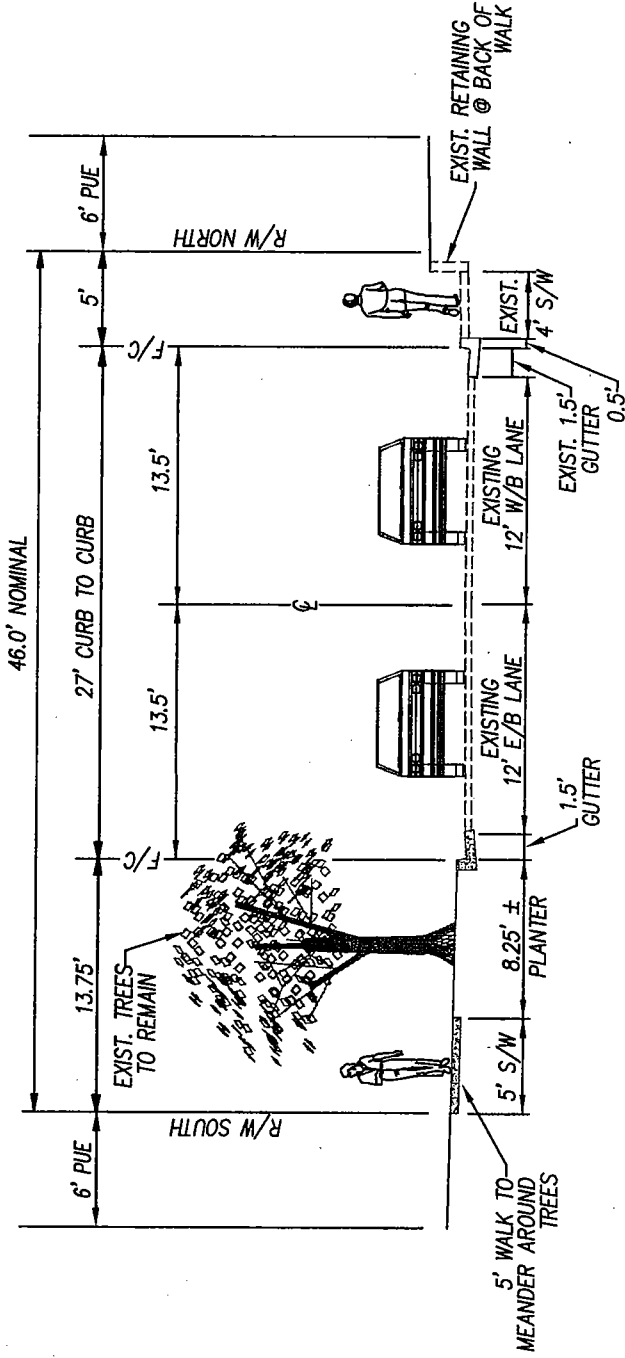
PREPARED BY:

CHAUDHARY & ASSOCIATES, INC.
ENGINEERS SURVEYORS INSPECTORS







1851 MAPLE VALLEY CORPORATE WAY, SUITE G, MAPLE CA 94558-7551
PHONE: (925) 258-0277 FAX: (925) 258-0277
1851 WILLOW STREET, SUITE 100, VALLEJO, CA 94592-1133
PHONE: (707) 562-3555 FAX: (707) 562-6800



WWW.CHAUDHARY.COM



LEGEND

-  NEW 6" VERTICAL CURB & GUTTER (CITY STD. DWG. NO. 3-10)
-  PUBLIC UTILITY EASEMENT
-  EASTBOUND
-  WESTBOUND
-  SIDEWALK
-  FACE OF CURB

PREPARED FOR:



LENNAR MARE ISLAND

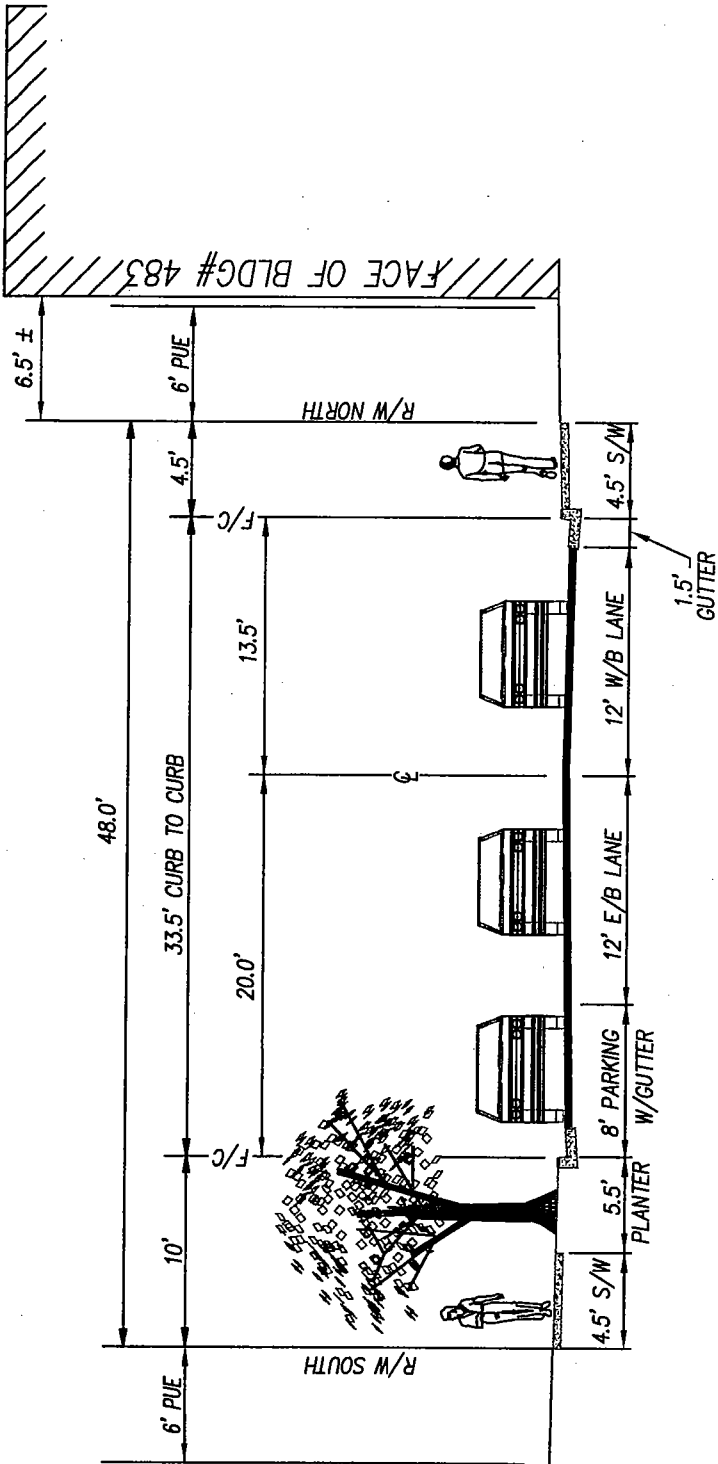
PREPARED BY:

CHAUDHARY & ASSOCIATES, INC.
 ENGINEERS SURVEYORS INSPECTORS
 151 NAPA VALLEY CORPORATE WAY, SUITE 6, NAPA, CA 94558-7851
 NAPA, CA 94558-7851
 PHONE: (707) 255-0728 FAX: (707) 255-0621
 VALLEJO, CA 94591-1133
 PHONE: (707) 942-5436 FAX: (707) 255-9686
 WWW.CHAUDHARY.COM







DATE	REVISION #	DESCRIPTION	INIT.
04/04/03	0	INITIAL SUBMITTAL	
11/14/03	1	SECOND SUBMITTAL	
02/20/04	2	THIRD SUBMITTAL	

**CROSS STREETS
 PROPOSED STREET CROSS-SECTION
 KANSAS STREET
 TRANSITION TO WALNUT AVENUE**

SCALE: NTS



LEGEND

-  NEW 6" VERTICAL CURB & GUTTER (CITY STD. DWG. NO. 3-10)
-  PUBLIC UTILITY EASEMENT
-  EASTBOUND
-  WESTBOUND
-  SIDEWALK
-  FACE OF CURB

PREPARED FOR:



LENNAR MARE ISLAND

PREPARED BY:

CHAUDHARY & ASSOCIATES, INC.
 ENGINEERS SURVEYORS INSPECTORS
 1000 W. WALNUT AVENUE, SUITE G, MARE ISLAND, CALIFORNIA 94026-1133
 PHONE: (707) 562-3585
 FAX: (707) 562-3585

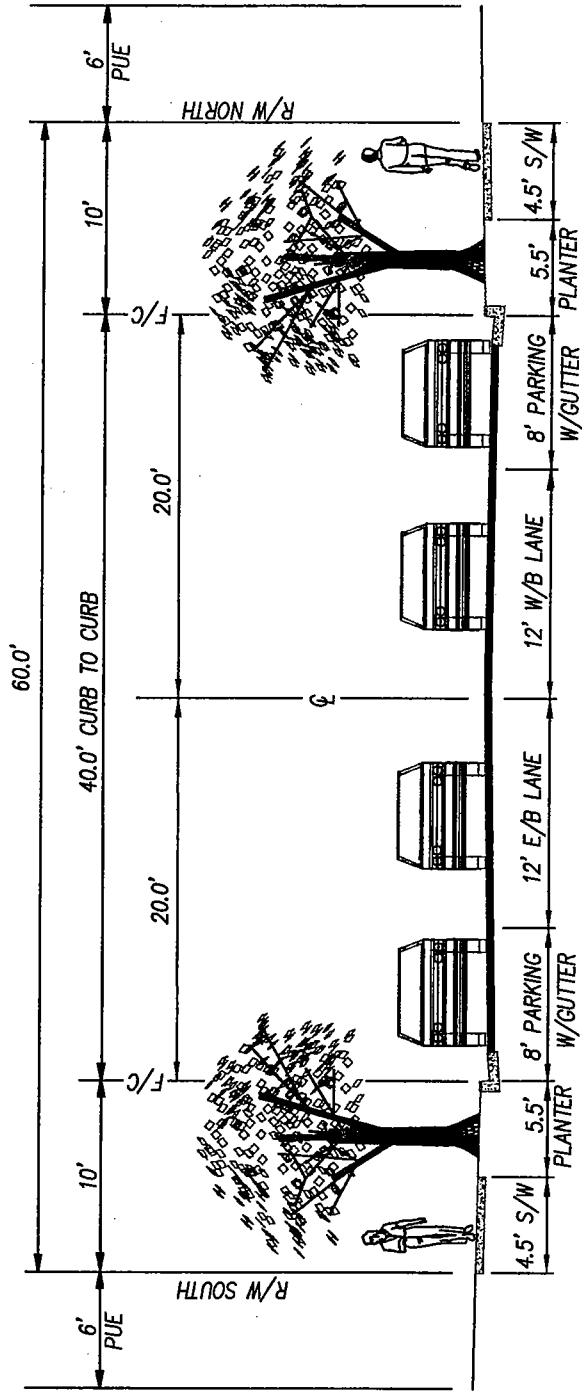


WWW.CHAUDHARY.COM

DATE	REVISION #	DESCRIPTION	INIT.
04/04/03	0	INITIAL SUBMITTAL	
11/14/03	1	SECOND SUBMITTAL	
02/20/04	2	THIRD SUBMITTAL	

CROSS STREETS
PROPOSED STREET CROSS-SECTION
KANSAS STREET
RAILROAD TO NIMITZ AVENUE

SCALE: NTS



LEGEND

NEW 6" VERTICAL CURB & GUTTER
(CITY STD. DWG. NO. 3-10)

PUBLIC UTILITY EASEMENT

EASTBOUND

WESTBOUND

SIDEWALK

FACE OF CURB



PUE

E/B

W/B

S/W

F/C

PREPARED FOR:



LENNAR MARE ISLAND

PREPARED BY:

CHAUDHARY & ASSOCIATES, INC.
ENGINEERS SURVEYORS INSPECTORS

10000 1ST NAPA VALLEY CORPORATE WY., SUITE G, NAPA, CA 94950-7751
PHONE: (707) 252-5778 FAX: (707) 252-5921
VALLEJO: SUITE 100, SUITE 100, VALLEJO, CA 94592-1133
PHONE: (707) 562-3665 FAX: (707) 562-9898

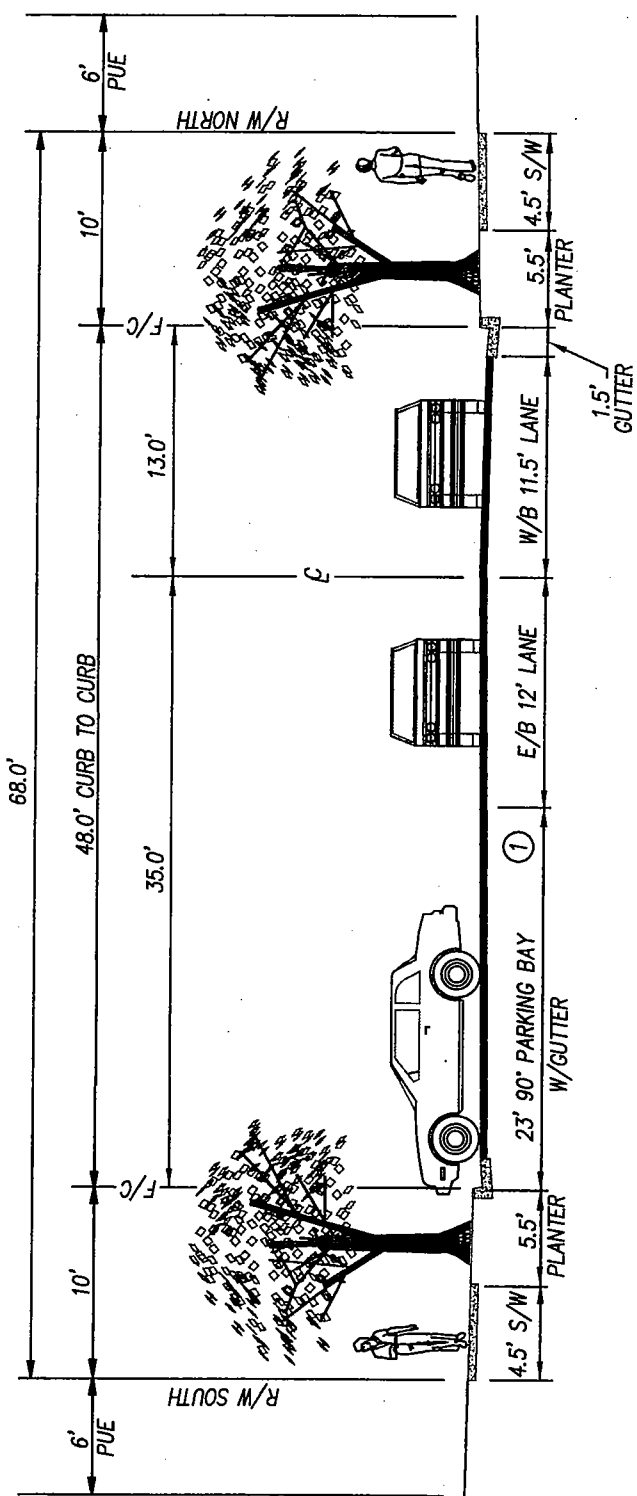
www.chaudhary.com

DATE	REVISION #	DESCRIPTION	INIT.
04/04/03	0	INITIAL SUBMITTAL	
11/14/03	1	SECOND SUBMITTAL	
02/20/04	2	THIRD SUBMITTAL	

CROSS STREETS PROPOSED STREET CROSS-SECTION KANSAS STREET NIMITZ AVENUE TO CUL-DE-SAC

SCALE: NTS

SHEET 11 OF 26



LEGEND

NEW 6" VERTICAL CURB & GUTTER
(CITY STD. DWG. NO. 3-10)

PUE PUBLIC UTILITY EASEMENT

E/B EASTBOUND

W/B WESTBOUND

SW SIDEWALK

F/C FACE OF CURB

①—TERMINATE PERPENDICULAR PARKING WEST OF BUILDING NO.273

PREPARED FOR:



LENNAR MARE ISLAND

PREPARED BY:

CHAUDHARY & ASSOCIATES, INC.
ENGINEERS SURVEYORS INSPECTORS

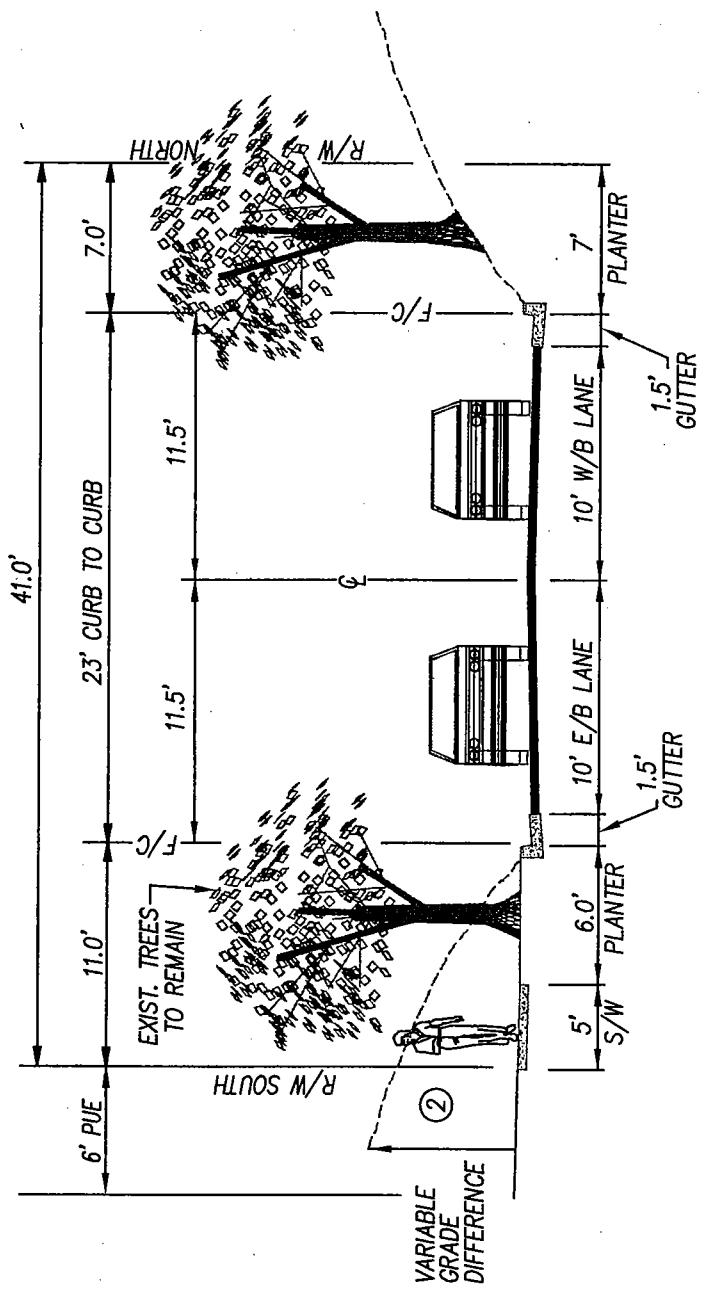
1000-07000
NAPA: 851 NAPA VALLEY CORPORATE WAY, SUITE G, NAPA, CA 94558-7551
PHONE: (707) 255-2729 FAX: (707) 255-0251
VALLEJO: 880 WALNUT AVENUE, SUITE 120, JAMIE ISLAND, VALLEJO CA 94591-1133
PHONE: (707) 265-5385 FAX: (707) 268-8866

WWW.CHAUDHARY.COM

DATE	REVISION #	DESCRIPTION	INIT.
04/04/03	0	INITIAL SUBMITTAL	
11/14/03	1	SECOND SUBMITTAL	
02/20/04	2	THIRD SUBMITTAL	

**CROSS STREETS
ALTERNATE STREET CROSS-SECTION
KANSAS STREET
NIMITZ AVENUE TO CUL-DE-SAC**

SCALE: NTS



NOTES:

- 1) KEEP EXISTING STREET, CURB & GUTTER WHERE APPROPRIATE.
- 2) EVALUATE (E) WALK (MID-BLOCK) AND REPLACE WITH APPROVAL OF HISTORICAL COMMISSION.

PREPARED FOR:



LENNAR MARE ISLAND

PREPARED BY:

CHAUDHARY & ASSOCIATES, INC.
ENGINEERS SURVEYORS INSPECTORS

151 NAPA VALLEY CORPORATE WAY, SUITE 9, NAPA, CA 94558-7851
NAPA: (707) 252-5500 FAX: (707) 252-5500
VALLEJO: (707) 252-5500 FAX: (707) 252-5500
WWW.CHAUDHARY.COM



LEGEND

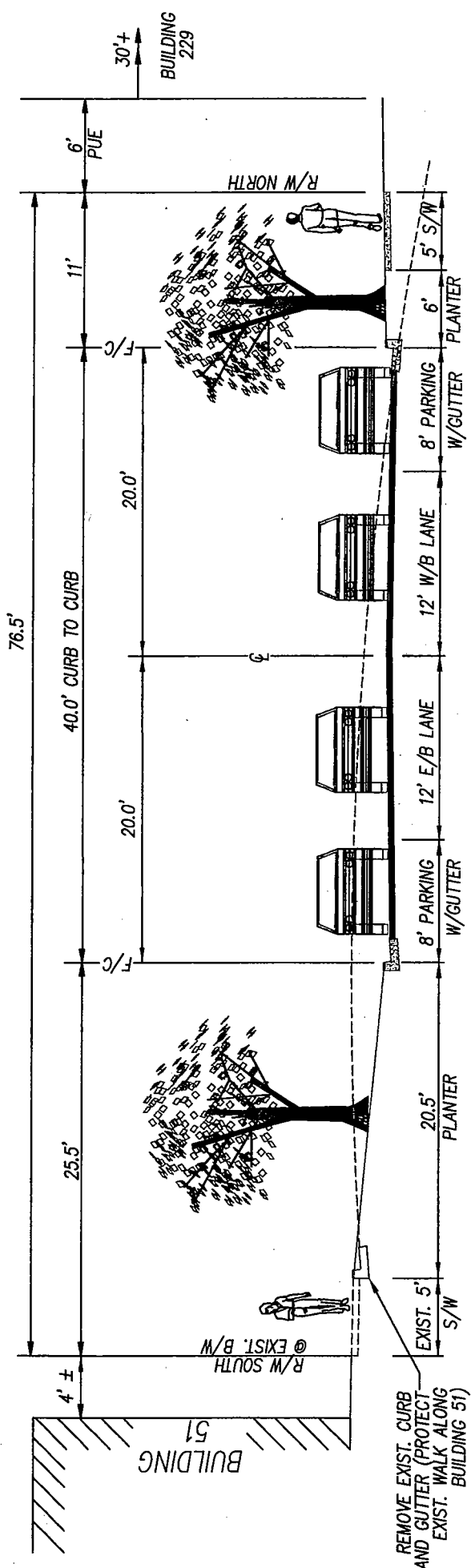
- NEW 6" VERTICAL CURB & GUTTER (CITY STD. DWG. NO. 3-10)
- PUBLIC UTILITY EASEMENT
- EASTBOUND
- WESTBOUND
- SIDEWALK
- FACE OF CURB

**CROSS STREETS
PROPOSED STREET CROSS-SECTION
7TH STREET
AZUAR DRIVE TO WALNUT AVENUE**

SCALE: NTS

SHEET 13 OF 26

DATE	REVISION #	DESCRIPTION	INIT.
04/04/03	0	INITIAL SUBMITTAL	
11/14/03	1	SECOND SUBMITTAL	
02/20/04	2	THIRD SUBMITTAL	



NOTE:
STREET CUT MORE SEVERE AT EAST END OF
BUILDING 51 AT RAILROAD AVENUE APPROACH.

- LEGEND**
- NEW 6" VERTICAL CURB & GUTTER (CITY STD. DWG. NO. 3-10)
 - PUBLIC UTILITY EASEMENT
 - EASTBOUND
 - WESTBOUND
 - SIDEWALK
 - FACE OF CURB
 - BACK OF WALK

PREPARED FOR:



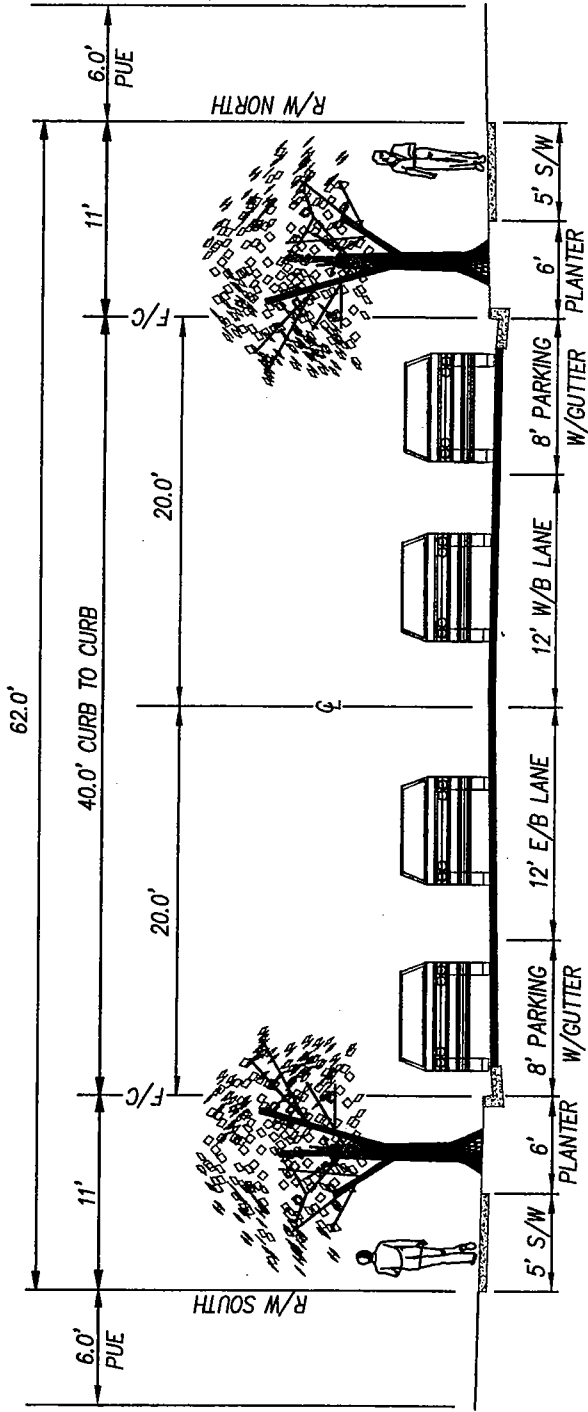
LENNAR MARE ISLAND

PREPARED BY:

CHAUDHARY & ASSOCIATES, INC.
ENGINEERS SURVEYORS INSPECTORS
NAPA: 851 NAPA VALLEY CORPORATE WAY, SUITE G, NAPA, CA 94958-7551
PHONE: (707) 255-2728 FAX: (707) 255-5221
VALLEJO: 880 WALNUT AVENUE, SUITE 100, MARE ISLAND, VALLEJO CA 94588-1133
PHONE: (707) 962-5885 FAX: (707) 558-8808
WWW.CHAUDHARY.COM

DATE	REVISION #	DESCRIPTION	INIT.
04/04/03	0	INITIAL SUBMITTAL	
11/14/03	1	SECOND SUBMITTAL	
02/20/04	2	THIRD SUBMITTAL	

**CROSS STREETS
PROPOSED STREET CROSS-SECTION
7TH STREET
WALNUT AVENUE TO RAILROAD AVENUE
SCALE: NTS**



LEGEND

- 1 NEW 6" VERTICAL CURB & GUTTER (CITY STD. DWG. NO. 3-10)
- PUE PUBLIC UTILITY EASEMENT
- E/B EASTBOUND
- W/B WESTBOUND
- SW SIDEWALK
- F/C FACE OF CURB

PREPARED FOR:



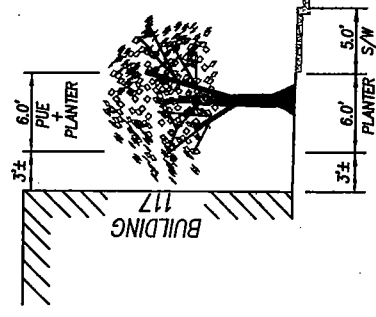
LENNAR MARE ISLAND

PREPARED BY:

CHAUDHARY & ASSOCIATES, INC.
 ENGINEERS SURVEYORS INSPECTORS

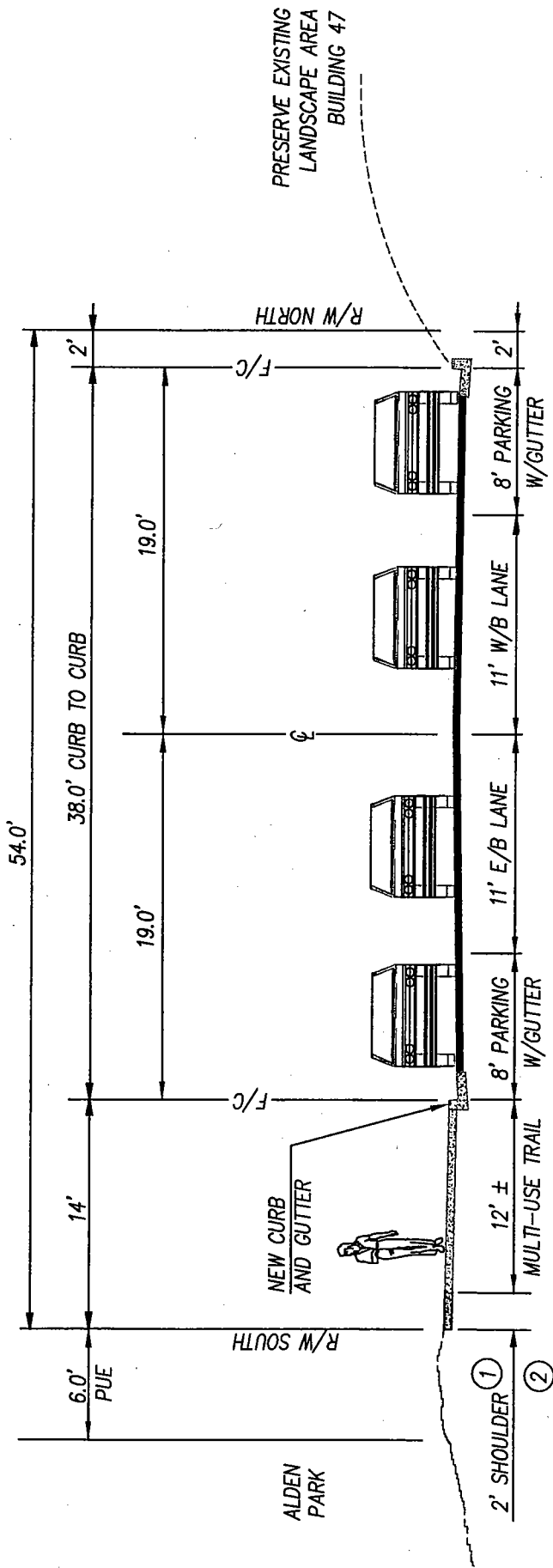
1000 N. 17th Street, Suite 100
 Vallejo, CA 94590
 Phone: (707) 582-3585 Fax: (707) 582-4999

DATE	REVISION #	DESCRIPTION	INIT.
04/04/03	0	INITIAL SUBMITTAL	
11/14/03	1	SECOND SUBMITTAL	
02/20/04	2	THIRD SUBMITTAL	









**CROSS STREETS
 PROPOSED STREET CROSS-SECTION
 7TH STREET
 RAILROAD AVENUE TO END**

SCALE: NTS



LEGEND

-  NEW 6" VERTICAL CURB & GUTTER (CITY STD. DWG. NO. 3-10)
-  PUBLIC UTILITY EASEMENT
-  EASTBOUND
-  WESTBOUND
-  SIDEWALK
-  FACE OF CURB

NOTE: ①— RECONSTRUCT SIDEWALK WITH 12' CLEAR FOR BIKE PATH AND REMOVE / RELOCATE OBSTRUCTIONS FROM (E) SHOULDER AREA.

NOTE: ②— USE NEW 2' SHOULDER FOR INSTALLATION OF FIRE HYDRANTS/SIGN POSTS/ STREET LIGHTS AND OTHER STREET APPURTENANCES.

PREPARED FOR:



LENNAR MARE ISLAND

PREPARED BY:

CHAUDHARY & ASSOCIATES, INC.
ENGINEERS SURVEYORS INSPECTORS

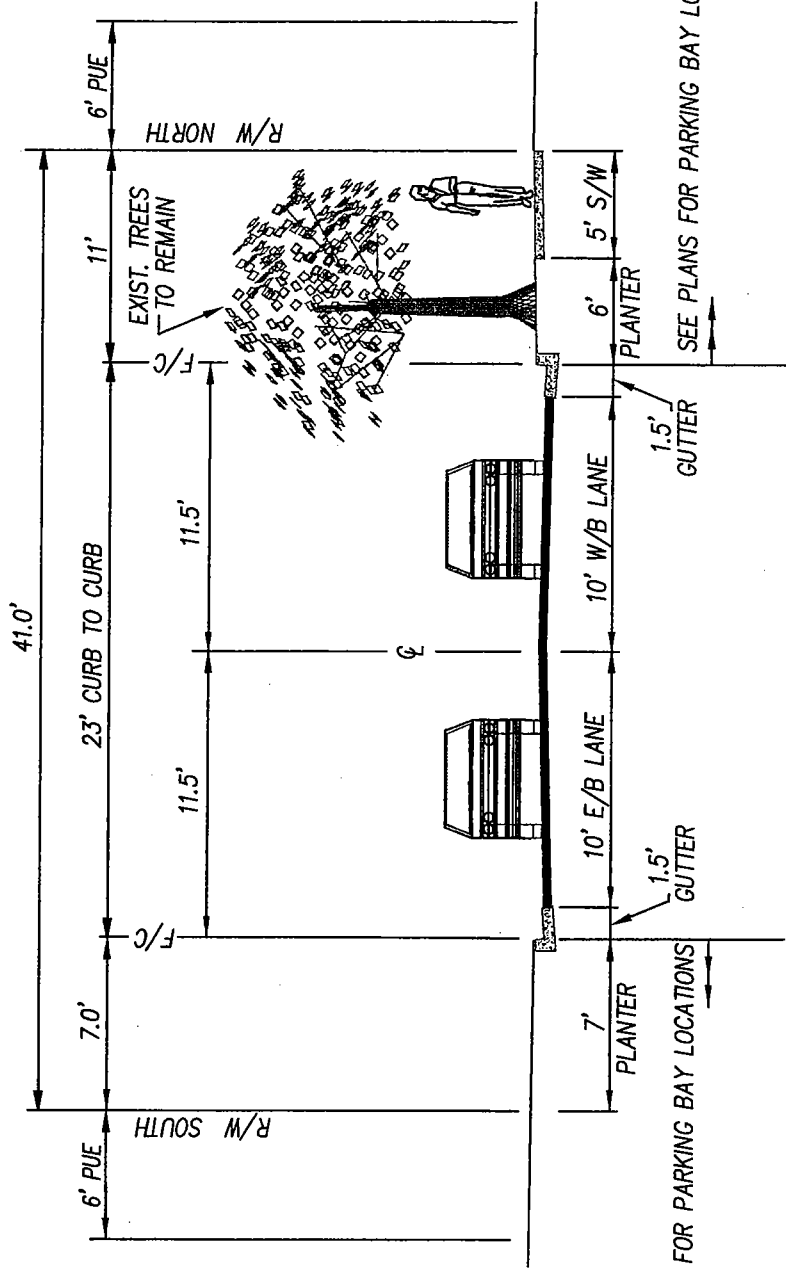
NAPA: 851 NAPA VALLEY CORPORATE WAY, SUITE G, NAPA, CA 94558-7851
NAPA OFFICE: PHONE: (707) 252-2728 FAX: (707) 252-5211
VALLEJO: 680 WALNUT AVENUE, SUITE 100, MARE ISLAND, VALLEJO CA 94589-1133
VALLEJO OFFICE: PHONE: (707) 562-3585 FAX: (707) 558-8909

DATE	REVISION #	DESCRIPTION	INIT.
04/04/03	0	INITIAL SUBMITTAL	
11/14/03	1	SECOND SUBMITTAL	
02/20/04	2	THIRD SUBMITTAL	

**CROSS STREETS
PROPOSED STREET CROSS-SECTION
8TH STREET
WALNUT AVENUE TO RAILROAD AVENUE**







SCALE: NTS





SEE PLANS FOR PARKING BAY LOCATIONS

LEGEND

-  NEW 6" VERTICAL CURB & GUTTER (CITY STD. DWG. NO. 3-10)
-  PUBLIC UTILITY EASEMENT
-  EASTBOUND
-  WESTBOUND
-  SIDEWALK
-  FACE OF CURB

PREPARED FOR:



LENNAR MARE ISLAND

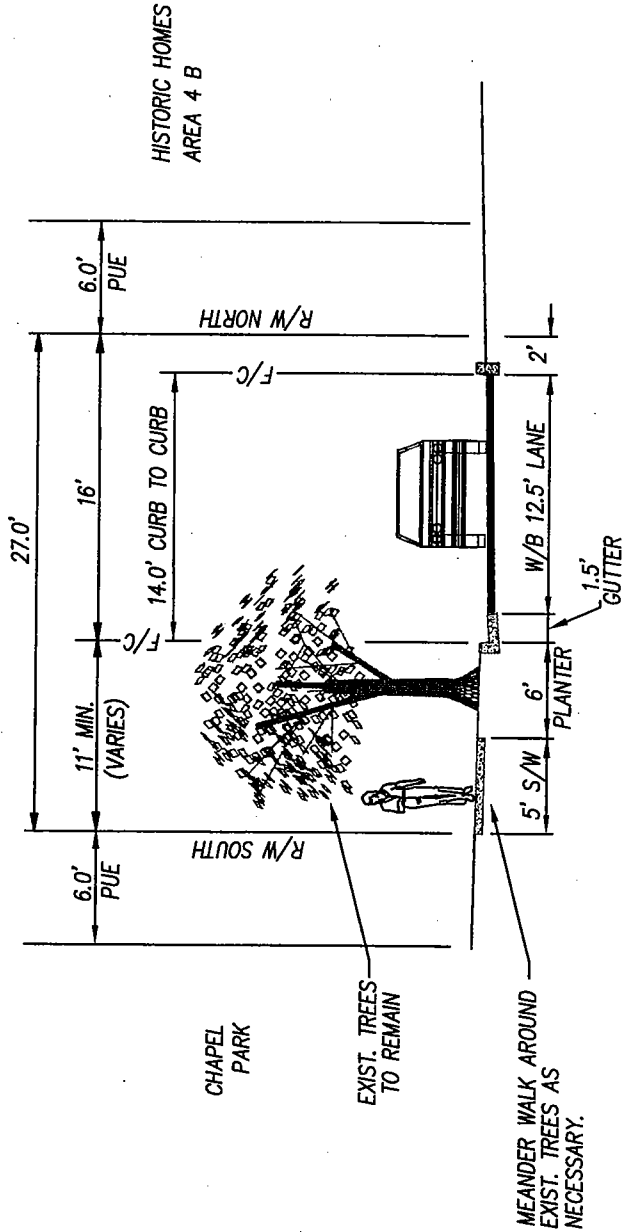
PREPARED BY:

CHAUDHARY & ASSOCIATES, INC.
 ENGINEERS SURVEYORS INSPECTORS
 851 NAPA VALLEY CORPORATE WAY, SUITE G, NAPA, CA 94558-7651
 WWW.CHAUDHARY.COM PHONE: (707) 255-2729 FAX: (707) 255-5221
 680 WALNUT AVENUE, SUITE 102, MARIE ISLAND, VALLEJO, CA 94592-1133
 PHONE: (707) 262-3365 FAX: (707) 268-9066

DATE	REVISION #	DESCRIPTION	INIT.
04/04/03	0	INITIAL SUBMITTAL	
11/14/03	1	SECOND SUBMITTAL	
02/20/04	2	THIRD SUBMITTAL	

**CROSS STREETS
 PROPOSED STREET CROSS-SECTION
 RICKOVER STREET
 AZUAR DRIVE TO WALNUT AVENUE**

SCALE: NTS



LEGEND

- NEW 6" TYPE "A" VERTICAL CURB (14" DEEP)
- NEW 6" VERTICAL CURB & GUTTER (CITY STD. DWG. NO. 3-10)
- PUBLIC UTILITY EASEMENT
- EASTBOUND
- WESTBOUND
- SIDEWALK
- FACE OF CURB
- EDGE OF PAVEMENT

NOTE: ①—IMPROVEMENT PLANS MIGHT NECESSITATE REVERSAL OF CROSS SLOPE ALONG 10TH STREET.

PREPARED FOR:



LENNAR MARE ISLAND

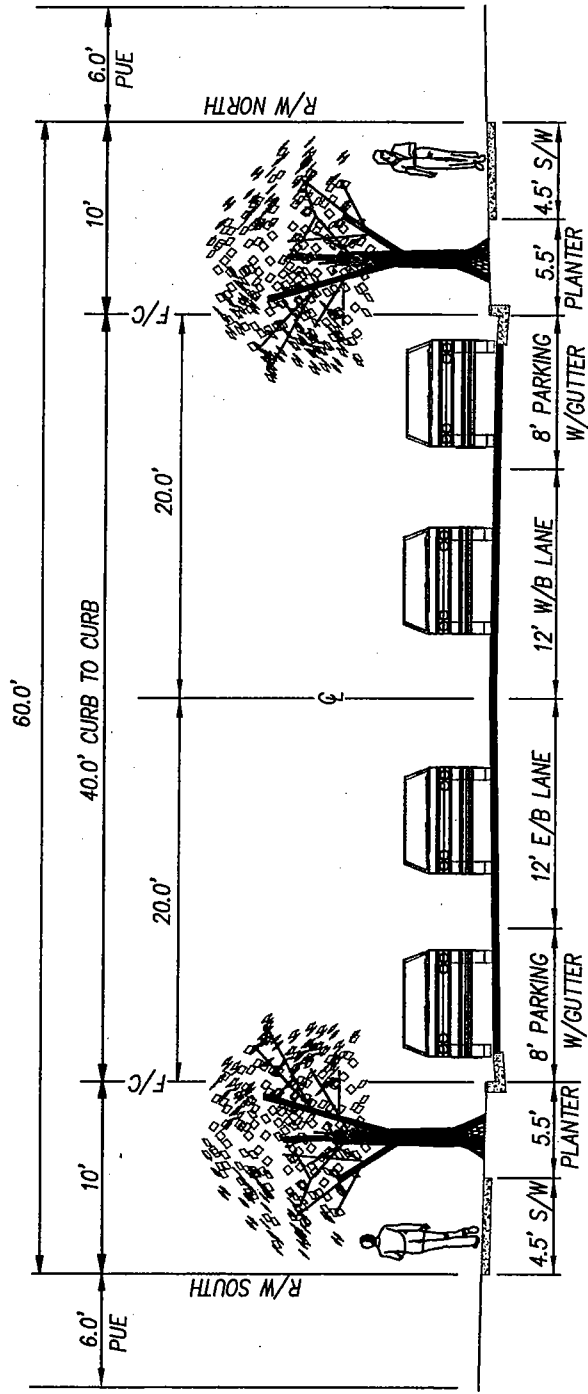
PREPARED BY:

CHAUDHARY & ASSOCIATES, INC.
 ENGINEERS SURVEYORS INSPECTORS
 NAPA: 851 NAPA VALLEY CORPORATE WAY, SUITE G, NAPA, CA 94950-7551
 (NAPA OFFICE) PHONE: (707) 255-2728 FAX: (707) 255-8621
 VALLEJO: 880 WALNUT AVENUE, SUITE 120, MARE ISLAND, VALLEJO CA 94581-1133
 PHONE: (707) 266-3365 FAX: (707) 266-8869
 WWW.CHAUDHARY.COM

DATE	REVISION #	DESCRIPTION	INIT.
04/04/03	0	INITIAL SUBMITTAL	
11/14/03	1	SECOND SUBMITTAL	
02/20/04	2	THIRD SUBMITTAL	

**CROSS STREETS
 PROPOSED STREET CROSS-SECTION
 10TH STREET
 AZUAR DRIVE TO WALNUT AVENUE**

SCALE: NTS



SEE PLANS FOR
BUS TURNOUT LOCATIONS

- LEGEND**
- NEW 6" VERTICAL CURB & GUTTER
(CITY STD. DWG. NO. 3-10)
 - PUBLIC UTILITY EASEMENT
 - EASTBOUND
 - WESTBOUND
 - SIDEWALK
 - FACE OF CURB

PREPARED FOR:



LENNAR MARE ISLAND

PREPARED BY:

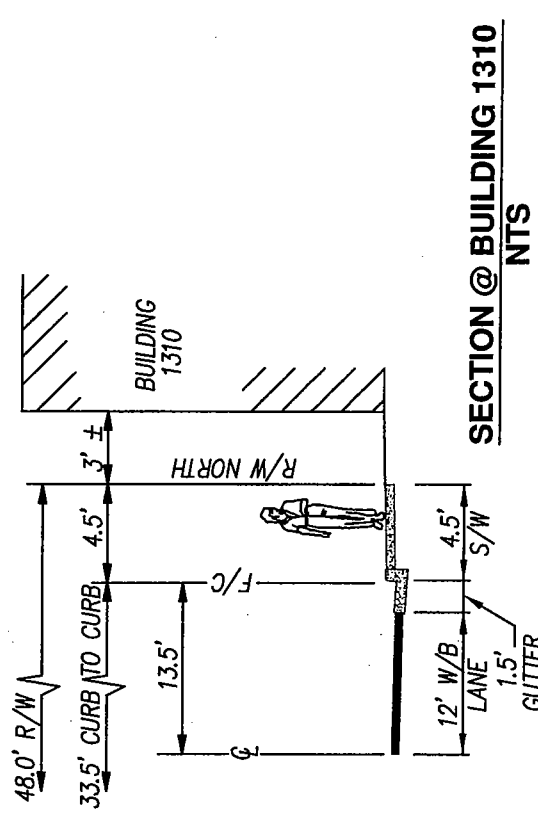
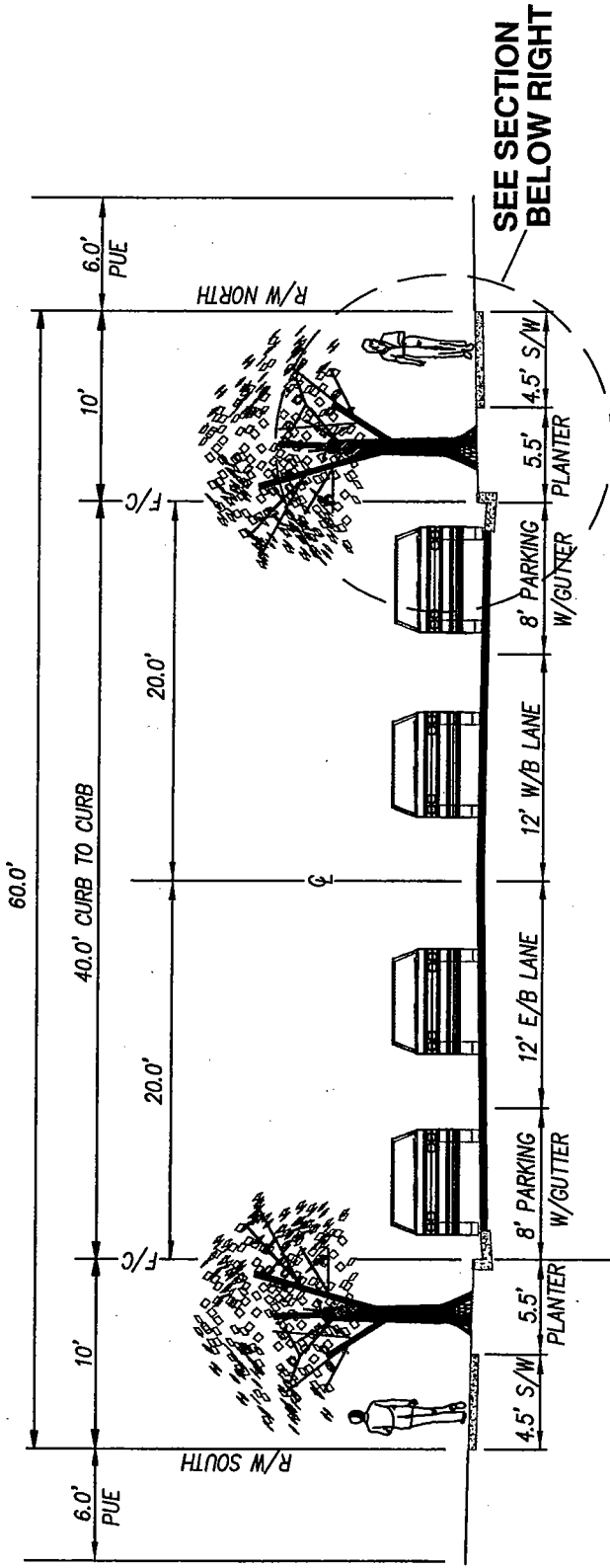
CHAUDHARY & ASSOCIATES, INC.
ENGINEERS SURVEYORS INSPECTORS
NAPA: 851 NAPA VALLEY CORPORATE WAY, SUITE 9, NAPA CA 94556-7661
PHONE: (707) 255-2729 FAX: (707) 255-5021
VALLEJO: 880 WALNUT AVENUE, SUITE 102, MARE ISLAND, VALLEJO CA 94588-1153
PHONE: (707) 963-3385 FAX: (707) 658-9809









DATE	REVISION #	DESCRIPTION	INIT.
04/04/03	0	INITIAL SUBMITTAL	
11/14/03	1	SECOND SUBMITTAL	
02/20/04	2	THIRD SUBMITTAL	

**CROSS STREETS
PROPOSED STREET CROSS-SECTION
10TH, BAGLEY AND 15TH STREETS
RAILROAD AVENUE TO NIMITZ AVENUE**

SCALE: NTS



LEGEND

-  PUE NEW 6" VERTICAL CURB & GUTTER (CITY STD. DWG. NO. 3-10)
-  E/B PUBLIC UTILITY EASEMENT
-  W/B EASTBOUND
-  S/W WESTBOUND
-  F/C SIDEWALK
-  FACE OF CURB

PREPARED FOR:



LENNAR MARE ISLAND

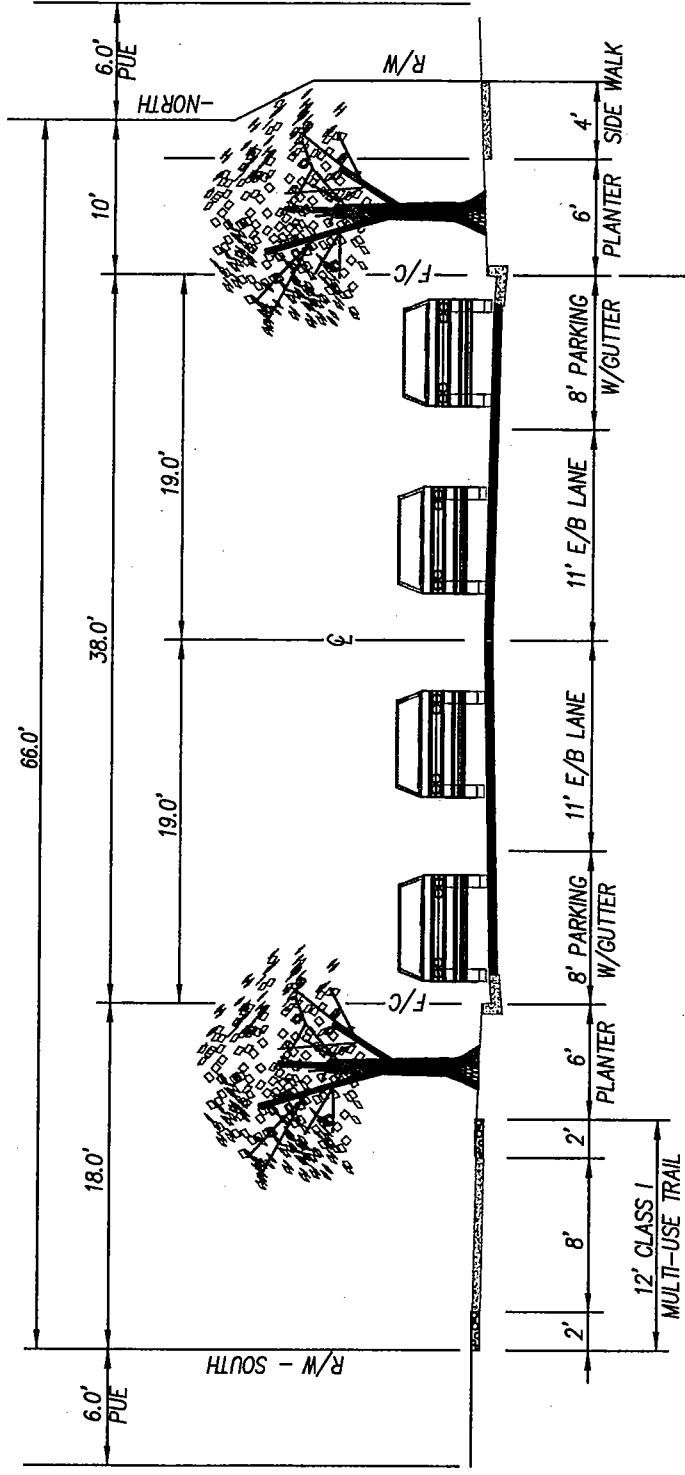
PREPARED BY:

CHAUDHARY & ASSOCIATES, INC.
 ENGINEERS SURVEYORS INSPECTORS
 NAPA: 851 NAPA VALLEY CORPORATE WAY, SUITE G, NAPA, CA 94959-7151
 (WWW) OFFICE: PHONE: (707) 255-2729 FAX: (707) 255-0621
 VALLEJO: 860 WALNUT AVENUE, SUITE 100, MORE ISLANDS, VALLEJO CA 94589-1133
 PHONE: (707) 682-3386 FAX: (707) 682-8868
 WWW.CHAUDHARY.COM

DATE	REVISION #	DESCRIPTION	INIT.
04/04/03	0	INITIAL SUBMITTAL	
11/14/03	1	SECOND SUBMITTAL	
02/20/04	2	THIRD SUBMITTAL	

**CROSS STREETS
 PROPOSED STREET CROSS-SECTION
 BAGLEY STREET
 AZUAR DRIVE TO RAILROAD AVENUE**

SCALE: NTS



LEGEND

- NEW 6" VERTICAL CURB & GUTTER (CITY STD. DWG. NO. 3-10)
- PUBLIC UTILITY EASEMENT
- EASTBOUND
- WESTBOUND
- SIDEWALK
- FACE OF CURB

**CROSS STREETS
PROPOSED STREET CROSS-SECTION
OKLAHOMA STREET
RESIDENTIAL PARKWAY TO AZUAR DRIVE**

SCALE: NTS

SHEET 21 OF 26

PREPARED FOR:



LENNAR MARE ISLAND

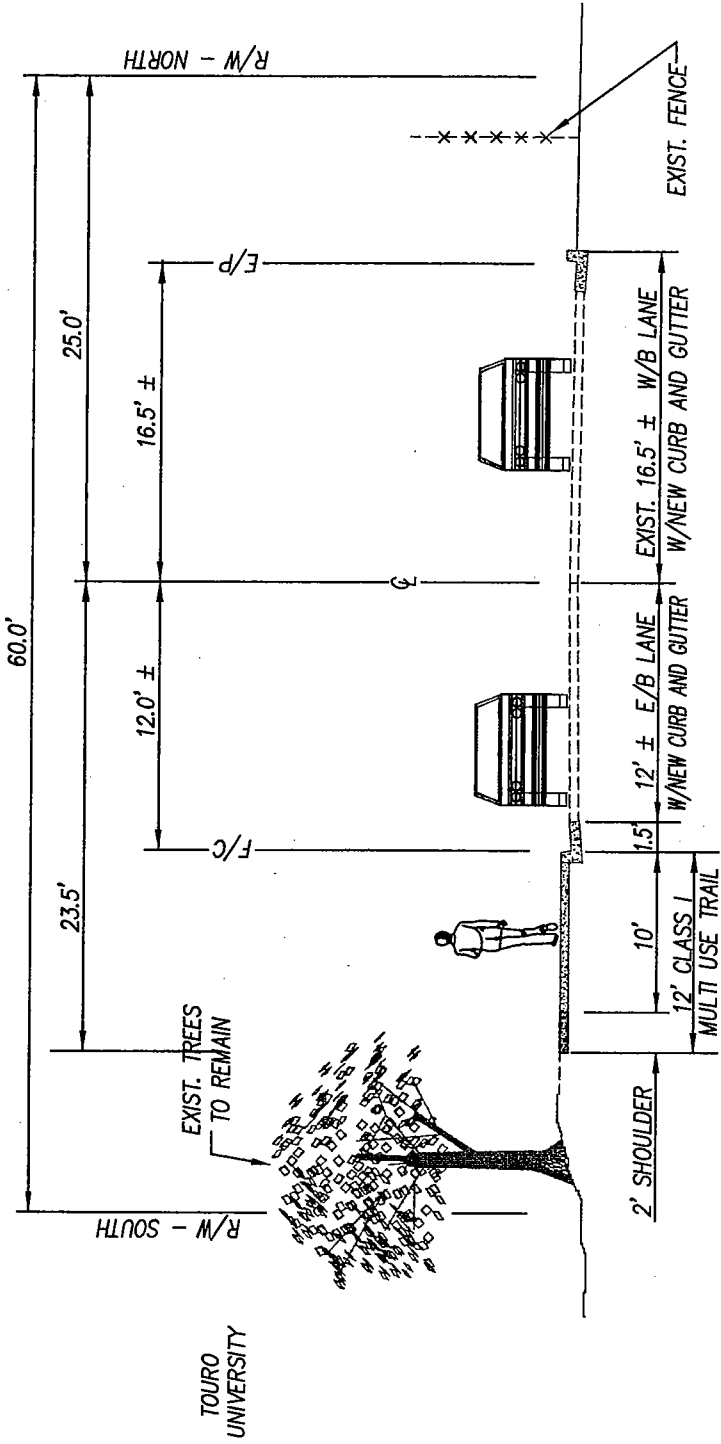
PREPARED BY:

CHAUDHARY & ASSOCIATES, INC.
ENGINEERS SURVEYORS INSPECTORS

151 NAPA VALLEY CORPORATE WAY, SUITE G, NAPA, CA 94558-7651
PHONE: (707) 255-2728 FAX: (707) 255-5021
12101 RIVERBEND DRIVE, SUITE 100, VALLEJO, CA 94592-1115
PHONE: (707) 362-3365 FAX: (707) 358-9689







WWW.CHAUDHARY.COM

DATE	REVISION #	DESCRIPTION	INIT.
04/04/03	0	INITIAL SUBMITTAL	
11/14/03	1	SECOND SUBMITTAL	
02/20/04	2	THIRD SUBMITTAL	



NOTE:
FINAL ALIGNMENT OF MULTI USE PATH SHALL MEANDER
AROUND TREES

LEGEND

-  NEW 6" VERTICAL CURB & GUTTER
(CITY STD. DWG. NO. 3-10)
-  PUBLIC UTILITY EASEMENT
-  EASTBOUND
-  WESTBOUND
-  SIDEWALK
-  FACE OF CURB

PREPARED FOR:



LENNAR MARE ISLAND

PREPARED BY:

CHAUDHARY & ASSOCIATES, INC.
ENGINEERS SURVEYORS INSPECTORS

NAPA: 851 NAPA VALLEY CORPORATE WAY, SUITE G, NAPA, CA 94958-7151
PHONE: (707) 255-2729 FAX: (707) 255-5021
VALLEJO: 665 WALCOTT AVENUE, SUITE 100, MARE ISLAND, VALLEJO CA 94592-1133
PHONE: (707) 562-3365 FAX: (707) 562-8809

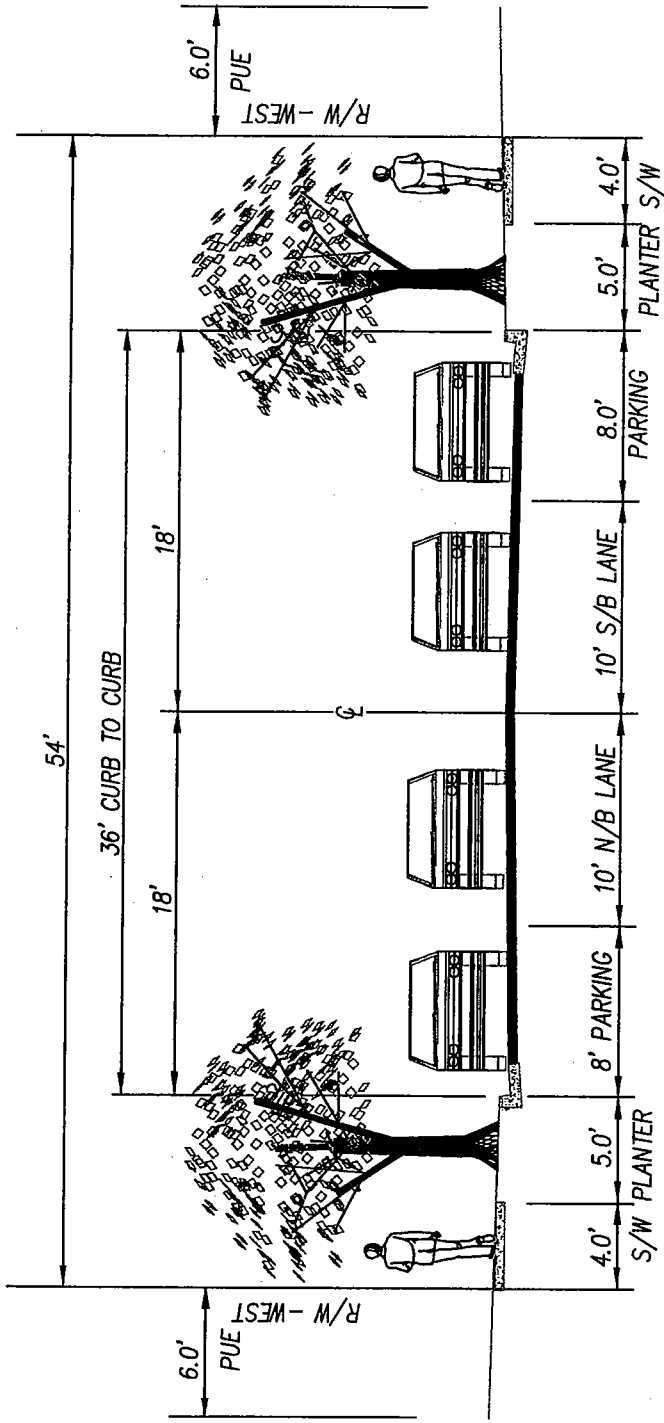


WWW.CHAUDHARY.COM







DATE	REVISION #	DESCRIPTION	INIT.
04/04/03	0	INITIAL SUBMITTAL	
11/14/03	1	SECOND SUBMITTAL	
02/20/04	2	THIRD SUBMITTAL	

CROSS STREETS
PROPOSED STREET CROSS-SECTION
NEREUS STREET
AZUAR DRIVE TO RAILROAD AVENUE

SCALE: NTS



LEGEND

-  NEW 6" VERTICAL CURB & GUTTER (CITY STD. DWG. NO. 3-10)
-  PUBLIC UTILITY EASEMENT
-  NORTHBOUND
-  SOUTHBOUND
-  SIDEWALK
-  FACE OF CURB

PREPARED FOR:



LENNAR MARE ISLAND

PREPARED BY:

CHAUDHARY & ASSOCIATES, INC.
 ENGINEERS SURVEYORS INSPECTORS

INPA 851 NAPA VALLEY CORPORATE WAY, SUITE G, NAPA, CA 94958-7351
 (NAPA) PHONE: (707) 255-9729 FAX: (707) 255-5021
 VALLEJO: 680 WALNUT AVENUE, SUITE 100, MARE ISLAND, VALLEJO CA 94597-1133
 PHONE: (707) 982-5365 FAX: (707) 508-8996

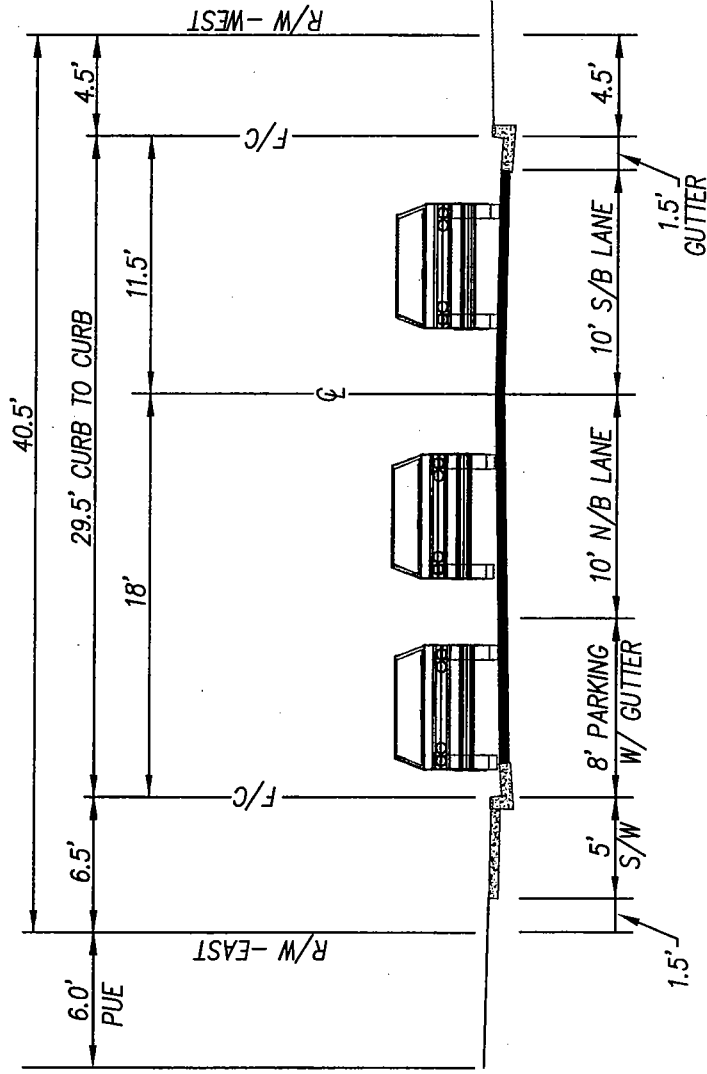


WWW.CHAUDHARY.COM

DATE	REVISION #	DESCRIPTION	INIT.
04/04/03	0	INITIAL SUBMITTAL	
11/14/03	1	SECOND SUBMITTAL	
02/20/04	2	THIRD SUBMITTAL	

**CROSS STREETS
 PROPOSED STREET CROSS-SECTION
 OAK AVENUE-2ND STREET TO KANSAS STREET**

SCALE: NTS



LEGEND

NEW 6" VERTICAL CURB & GUTTER
(CITY STD. DWG. NO. 3-10)



PUE PUBLIC UTILITY EASEMENT

N/B NORTHBOUND

S/B SOUTHBOUND

S/W SIDEWALK

F/C FACE OF CURB

PREPARED FOR:



LENNAR MARE ISLAND

PREPARED BY:

CHAUDHARY & ASSOCIATES, INC.
ENGINEERS SURVEYORS INSPECTORS

851 MAPA VALLEY CORPORATE WAY, SUITE G, MAPA, CA 94558-7851
PHONE: (707) 255-2778 FAX: (707) 255-5021
600 WALNUT AVENUE, SUITE 102, MARE ISLAND, VALLEJO CA 94592-1153
PHONE: (707) 922-3385 FAX: (707) 508-6060

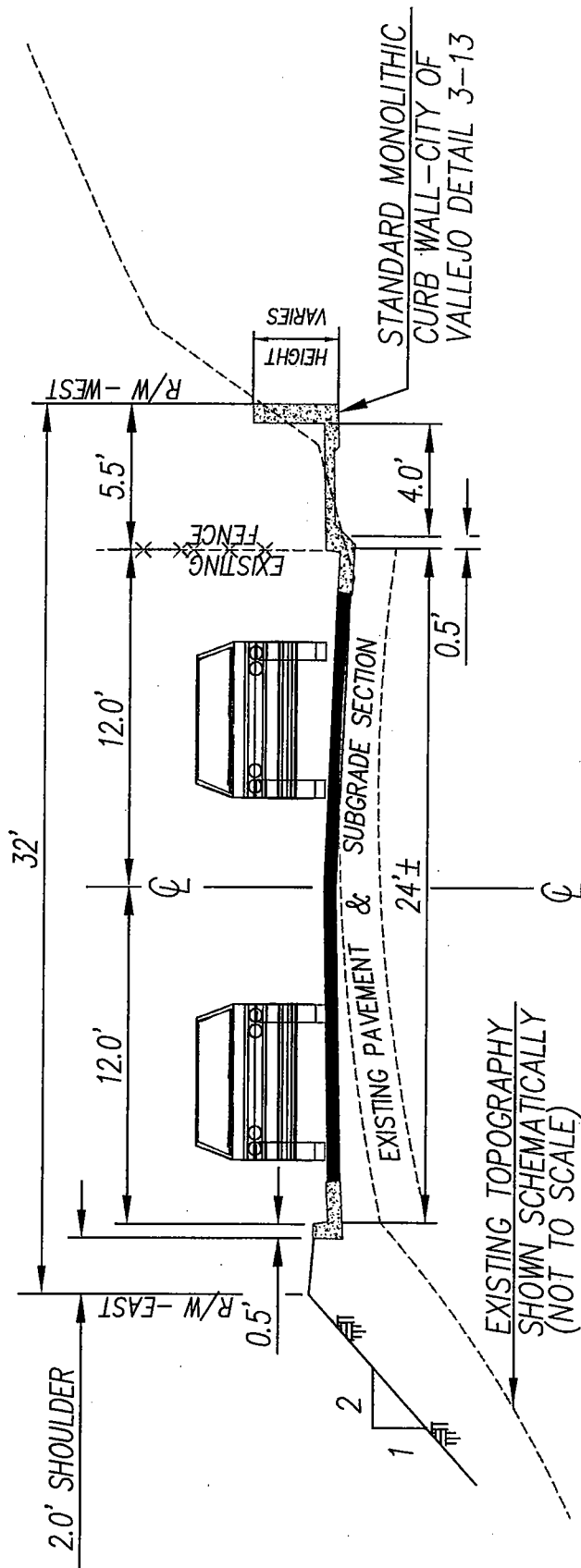


WWW.CHAUDHART.COM







DATE	REVISION #	DESCRIPTION	INIT.
04/04/03	0	INITIAL SUBMITTAL	
11/14/03	1	SECOND SUBMITTAL	
02/20/04	2	THIRD SUBMITTAL	

**CROSS STREETS
PROPOSED STREET CROSS-SECTION
OAK AVENUE - KANSAS TO 10TH STREET**

SCALE: NTS



LEGEND

-  NEW 6" VERTICAL CURB & GUTTER (CITY STD. DWG. NO. 3-10)
-  PUBLIC UTILITY EASEMENT
-  SOUTHBOUND
-  NORTHBOUND
-  SIDEWALK
-  FACE OF CURB

PREPARED FOR:



LENNAR MARE ISLAND

PREPARED BY:

CHAUDHARY & ASSOCIATES, INC.
 ENGINEERS SURVEYORS INSPECTORS
 NAPA: 851 NAPA VALLEY CORPORATE WAY, SUITE G, NAPA, CA 94958-7151
 WWW.CHY.COM PHONE: (707) 255-2728 FAX: (707) 255-6621
 VALLEJO: 860 WALNUT AVENUE, SUITE 120, MARE ISLAND, VALLEJO CA 94586-1133
 PHONE: (707) 562-3385 FAX: (707) 558-8869

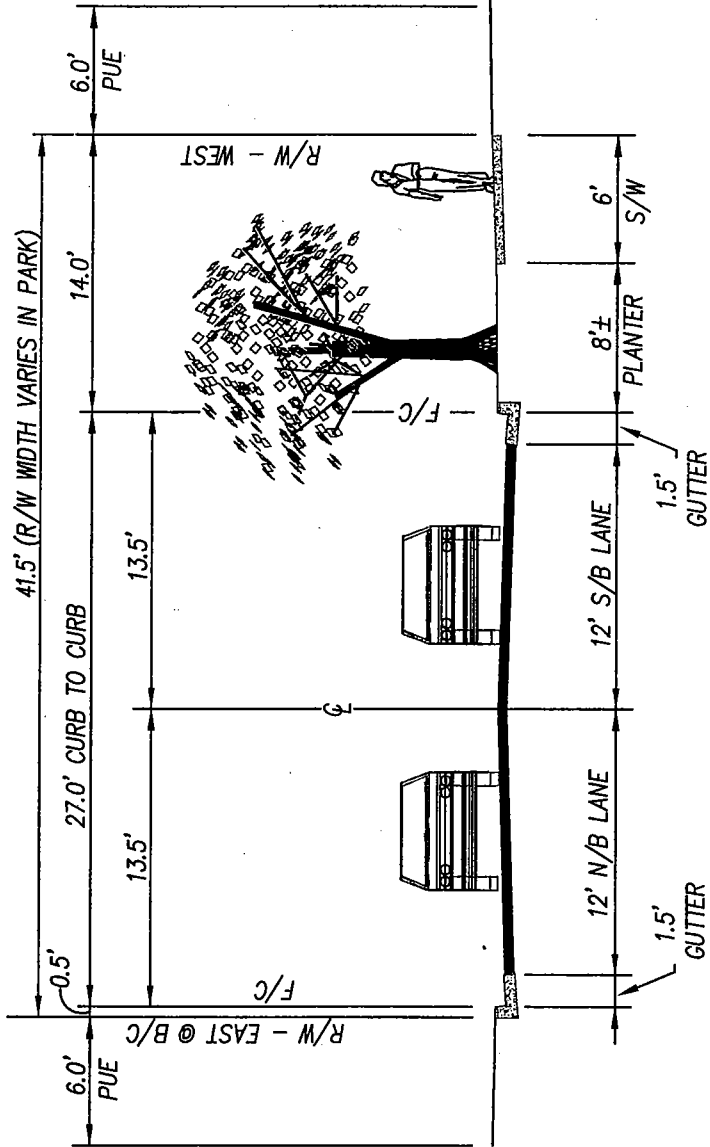


CROSS STREETS
CLUB DRIVE

HOSPITAL DRIVE TO RESIDENTIAL PARKWAY

SCALE: NTS

DATE	REVISION #	DESCRIPTION	INIT.
04/04/03	0	INITIAL SUBMITTAL	
11/14/03	1	SECOND SUBMITTAL	
02/20/04	2	THIRD SUBMITTAL	



TOURO
UNIVERSITY

LEGEND

- NEW 6" VERTICAL CURB & GUTTER (CITY STD. DWG. NO. 3-10)
- PUBLIC UTILITY EASEMENT
- SOUTHBOUND
- NORTHBOUND
- SIDEWALK
- FACE OF CURB

- PUE
- S/B
- N/B
- S/W
- F/C

PREPARED FOR:



LENNAR MARG ISLAND

PREPARED BY:

CHAUDHARY & ASSOCIATES, INC.
ENGINEERS SURVEYORS INSPECTORS

181 NAPA VALLEY CORPORATE WAY, SUITE G, NAPA, CA 94955-7511
PHONE: (707) 255-2770 FAX: (707) 255-5221
180 WALNUT AVENUE, SUITE 102, MARE ISLAND, VALLEJO CA 94592-1133
PHONE: (707) 932-3385 FAX: (707) 558-8899

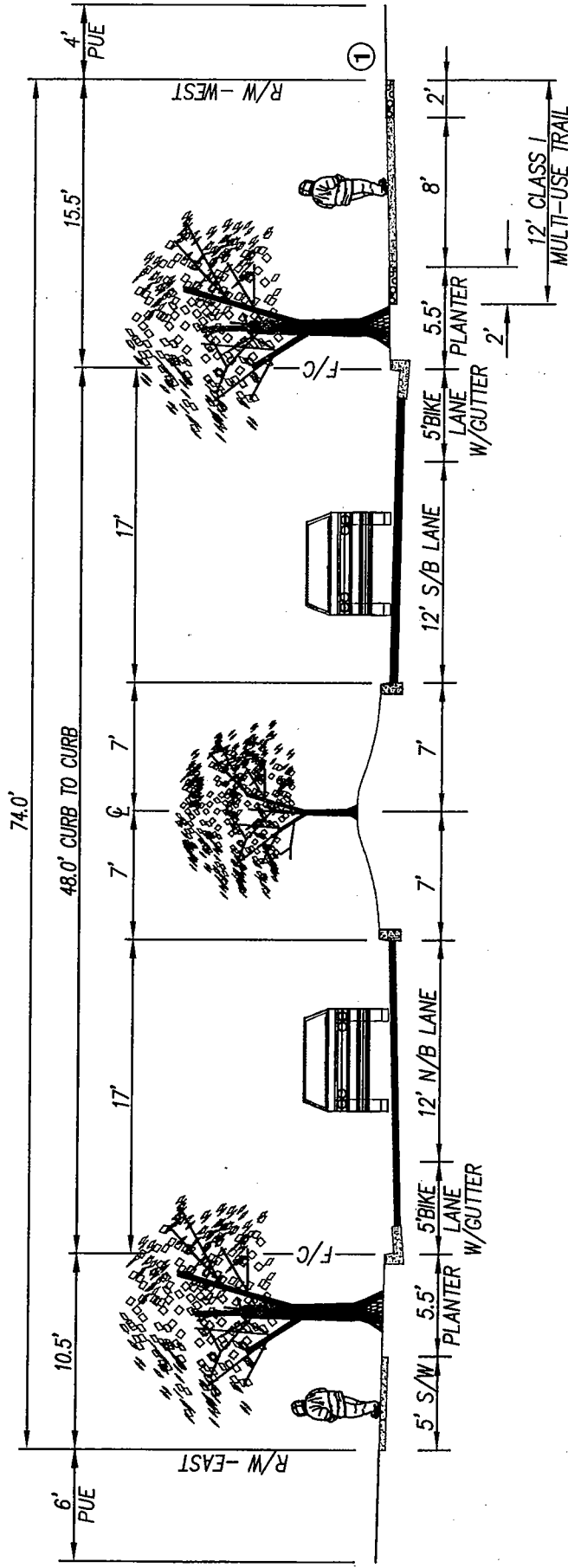


WWW.CHAUDHARY.COM

DATE	REVISION #	DESCRIPTION	INIT.
04/04/03	0	INITIAL SUBMITTAL	
11/14/03	1	SECOND SUBMITTAL	
02/20/04	2	THIRD SUBMITTAL	

**CROSS STREETS
PROPOSED STREET CROSS-SECTION
CLUB DRIVE
NEREUS STREET TO HOSPITAL DRIVE**

SCALE: NTS



①—VAULTS WITH APPROPRIATE SKID PROOF SURFACE TREATMENT FOR PEDESTRIAN AND BIKE TRAFFIC (H 20 RATED)

LEGEND

- NEW 6" TYPE "A" VERTICAL CURB (14"DEEP)
- NEW 6" VERTICAL CURB & GUTTER (CITY STD. DWG. NO. 3-10)
- PUBLIC UTILITY EASEMENT
- SOUTHBOUND
- NORTHBOUND
- SIDEWALK
- FACE OF CURB
- PUE
- S/B
- N/B
- S/W
- F/C

PREPARED FOR:



LENNAR MARE ISLAND

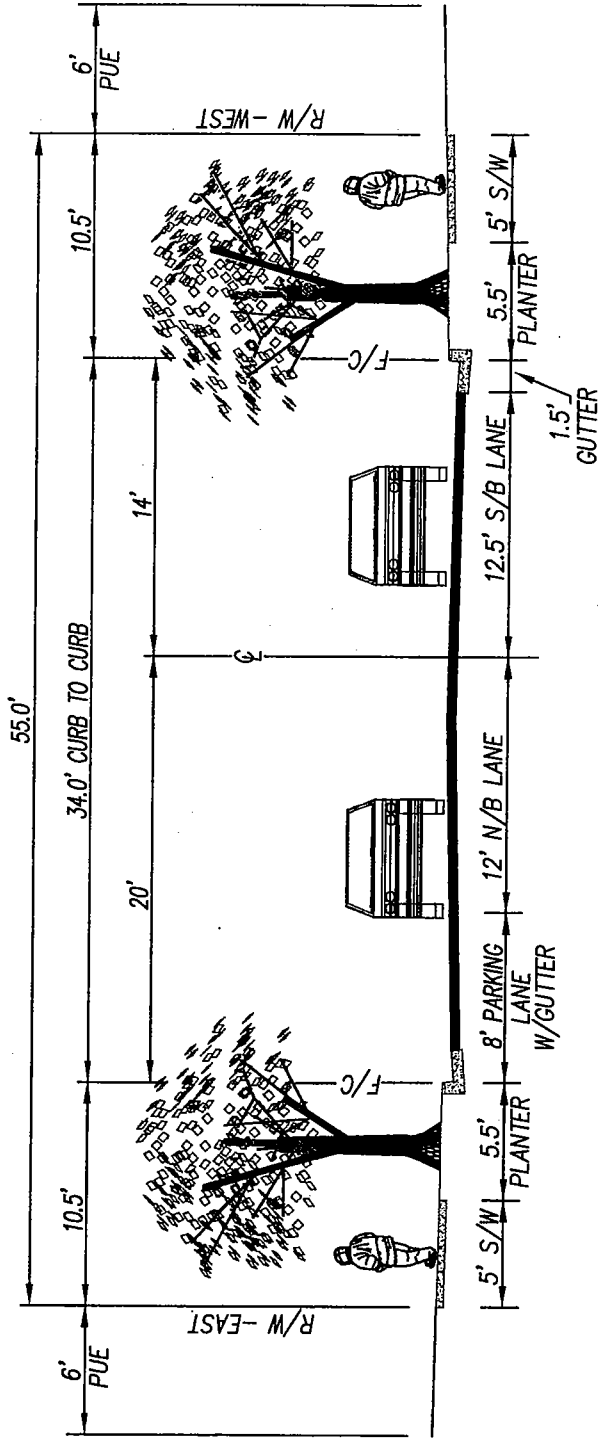
PREPARED BY:

CHAUDHARY & ASSOCIATES, INC.
 ENGINEERS SURVEYORS INSPECTORS
 1000 WALNUT AVENUE, SUITE 100, MARE ISLAND, VALLEJO CA 94589-1133
 VALLEJO: PHONE (707) 252-2720 FAX (707) 252-2720
 WWW.CHAUDHARY.COM







DATE	REVISION #	DESCRIPTION	INIT.
04/04/03	0	INITIAL SUBMITTAL	
11/14/03	1	SECOND SUBMITTAL	
02/20/04	2	THIRD SUBMITTAL	

RESIDENTIAL STREETS
PROPOSED STREET CROSS-SECTION
 RESIDENTIAL PARKWAY (STA. 1+00 TO STA. 48+98)

SCALE: NTS



LEGEND

-  NEW 6" VERTICAL CURB & GUTTER (CITY STD. DWG. NO. 3-10)
-  PUBLIC UTILITY EASEMENT
-  SOUTHBOUND
-  NORTHBOUND
-  SIDEWALK
-  FACE OF CURB

PREPARED FOR:



LENNAR MARE ISLAND

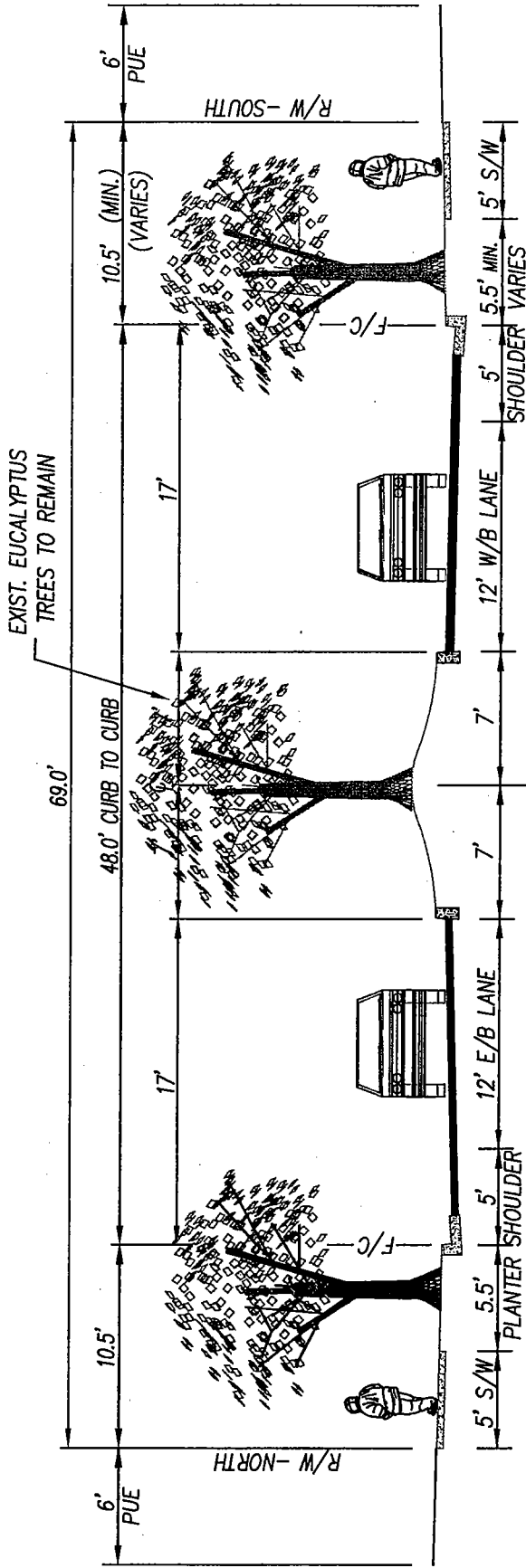
PREPARED BY:

CHAUDHARY & ASSOCIATES, INC.
 ENGINEERS SURVEYORS INSPECTORS
 NAPA: 851 NAPA VALLEY CORPORATE WAY, SUITE 10, NAPA, CA 94957-7651
 WASH DC: PHONE: (707) 255-2729 FAX: (707) 255-0221
 VALLEJO: 880 WALNUT AVENUE SUITE 120, MARIE ISLAND, VALLEJO CA 94592-1133
 PHONE: (707) 262-3385 FAX: (707) 268-8969
 WWW.CHAUDHARY.COM








DATE	REVISION #	DESCRIPTION	INIT.
04/04/03	0	INITIAL SUBMITTAL	
11/14/03	1	SECOND SUBMITTAL	
02/20/04	2	THIRD SUBMITTAL	

RESIDENTIAL STREETS
PROPOSED STREET CROSS-SECTION
 RESIDENTIAL PARKWAY (STA. 48+98 TO STA. 60+43)

SCALE: NTS



LEGEND

-  NEW 6" TYPE "A" VERTICAL CURB (14" DEEP)
-  NEW 6" VERTICAL CURB & GUTTER (CITY STD. DWG. NO. 3-10)
-  PUBLIC UTILITY EASEMENT
-  E/B EASTBOUND
-  W/B WESTBOUND
-  S/W SIDEWALK
-  F/C FACE OF CURB

PREPARED FOR:



LENNAR MARE ISLAND

PREPARED BY:

CHAUDHARY & ASSOCIATES, INC.
 ENGINEERS SURVEYORS INSPECTORS
 181 NIPA VALLEY CORPORATE WAY, SUITE G, NIPA, CA 94585-7181
 PHONE: (970) 258-7878 FAX: (970) 258-0271
 80 WALLACE SUITE 100, VALLEJO, CA 94590
 PHONE: (707) 583-3358 FAX: (707) 588-8908

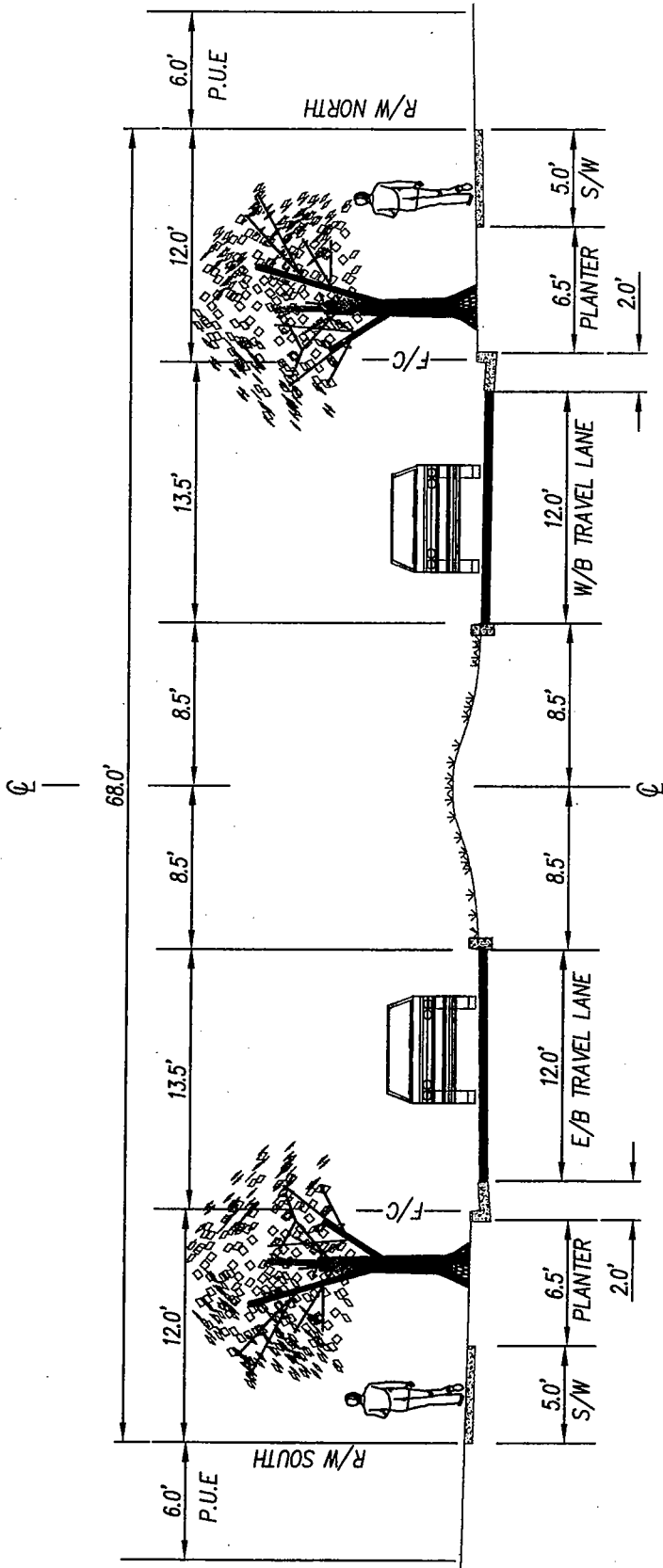


WWW.CHAUDHARY.COM








DATE	REVISION #	DESCRIPTION	INIT.
04/04/03	0	INITIAL SUBMITTAL	
11/14/03	1	SECOND SUBMITTAL	
02/20/04	2	THIRD SUBMITTAL	

**RESIDENTIAL STREETS
 PROPOSED STREET CROSS-SECTION
 RESIDENTIAL PARKWAY (STA 60+43 TO END)**

SCALE: NTS



LEGEND

-  6" VERTICAL CURB
-  NEW 6" VERTICAL CURB & GUTTER (CITY STD. DWG. NO. 3-10)
-  PUBLIC UTILITY EASEMENT
-  EASTBOUND
-  WESTBOUND
-  SIDEWALK
-  FACE OF CURB

PREPARED FOR:



LENNAR MARE ISLAND

PREPARED BY:

CHAUDHARY & ASSOCIATES, INC.
 ENGINEERS SURVEYORS INSPECTORS

1000
 NAPA, 851 NAPA VALLEY CORPORATE WAY, SUITE G, NAPA, CA 94957-7551
 PHONE: (707) 255-2729 FAX: (707) 255-5221
 VALLEJO, 800 WALNUT AVENUE, SUITE 100, MARE ISLAND, VALLEJO CA 94592-1133
 PHONE: (707) 962-3385 FAX: (707) 598-6096

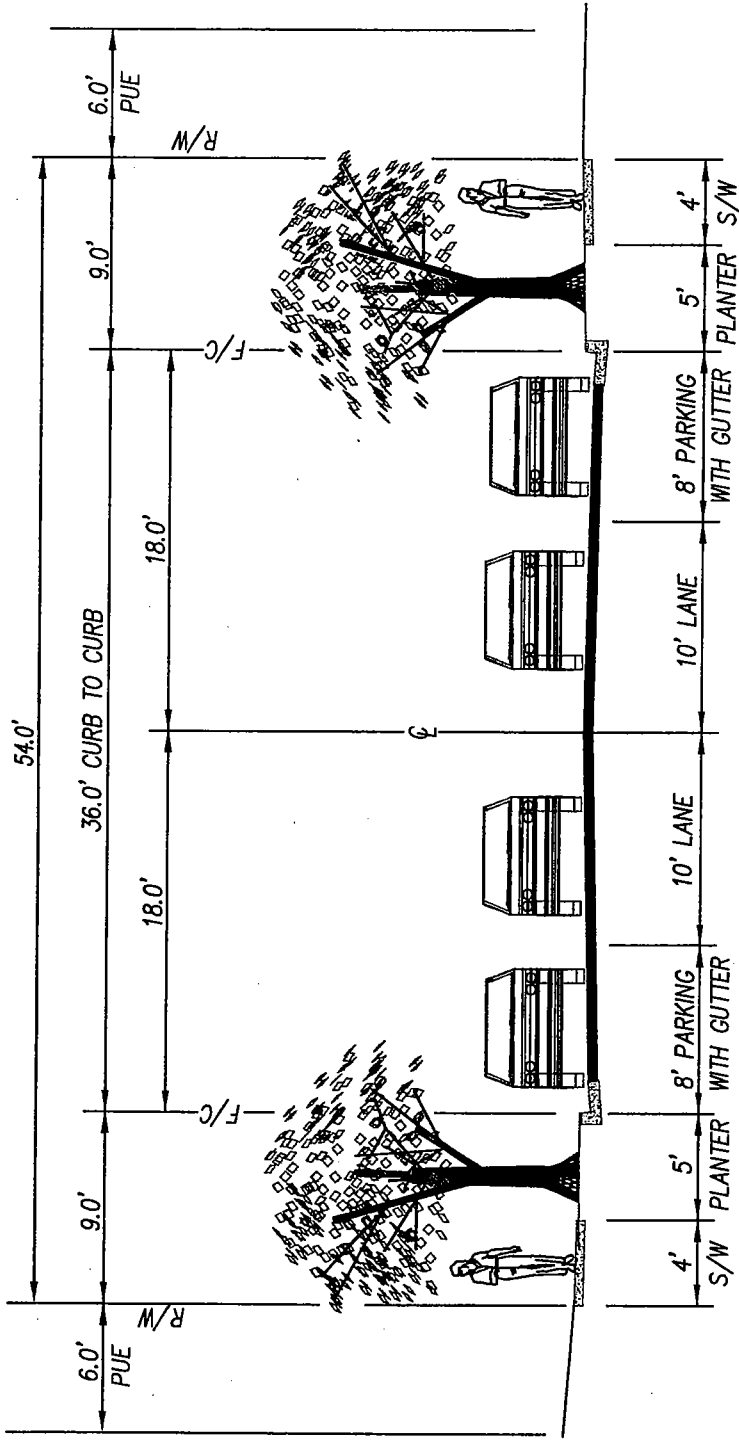


WWW.CHAUDHARY.COM

DATE	REVISION #	DESCRIPTION	INIT.
04/04/03	0	INITIAL SUBMITTAL	
11/14/03	1	SECOND SUBMITTAL	
02/20/04	2	THIRD SUBMITTAL	

**RESIDENTIAL STREETS
 PROPOSED STREET CROSS-SECTION
 68' R/W - REEVES AVENUE**

SCALE: NTS



LEGEND

NEW 6" VERTICAL CURB & GUTTER
(CITY STD. DWG. NO. 3-10)

PUE PUBLIC UTILITY EASEMENT

S/W SIDEWALK

F/C FACE OF CURB



PUE

S/W

F/C

PREPARED FOR:



LENNAR MARE ISLAND

PREPARED BY:

CHAUDHARY & ASSOCIATES, INC.
ENGINEERS SURVEYORS INSPECTORS

NMPA 851 NMPA VALLEY CORPORATE WAY, SUITE G, NMPA CA 94556-7551
PHONE (977) 255-2729 FAX (977) 255-5921
VALLEJO 10000 AVENUE SUITE 120, MARINE ISLAND, VALLEJO CA 94591-1133
PHONE (977) 262-5385 FAX (977) 262-9899

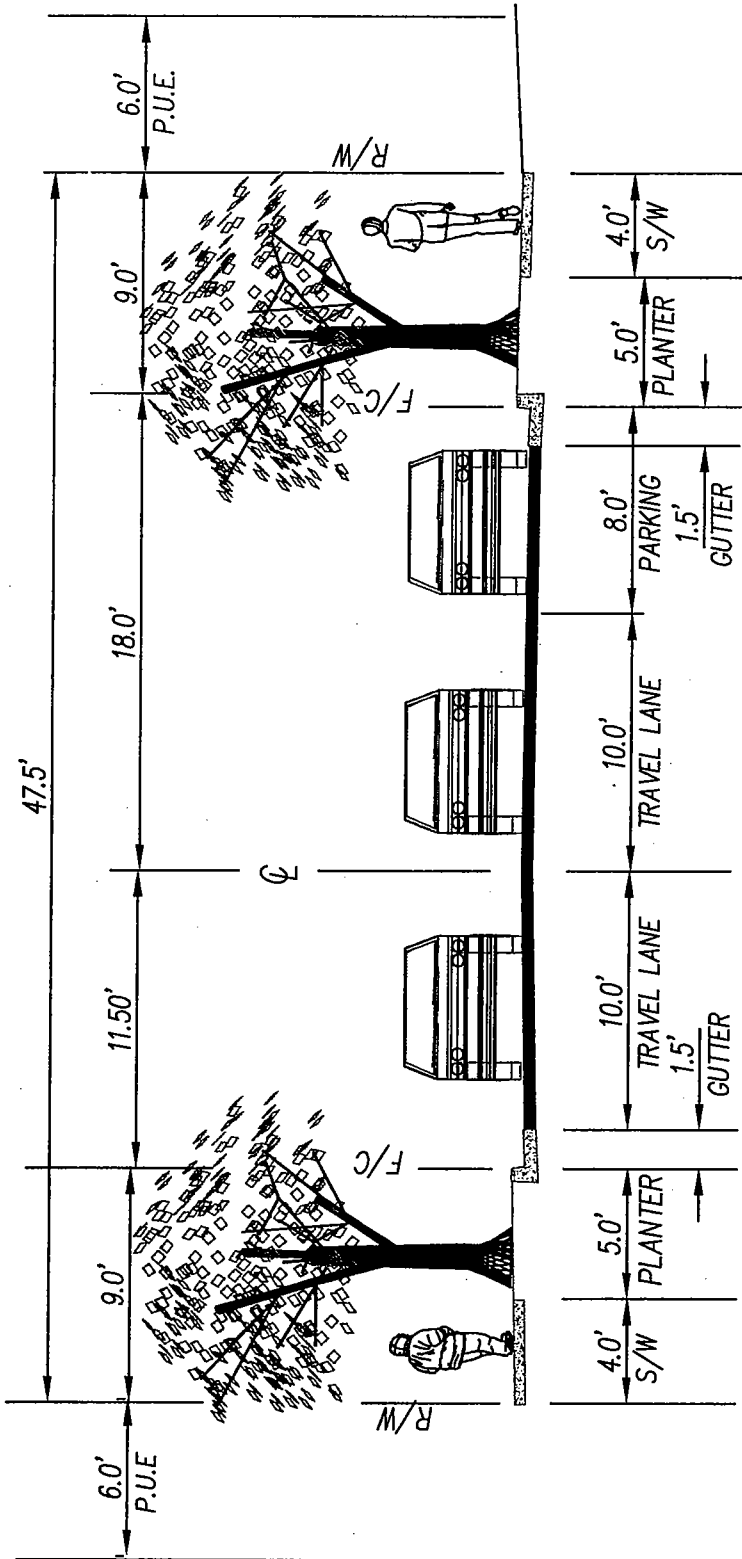


WWW.CHAUDHARY.COM

DATE	REVISION #	DESCRIPTION	INIT.
04/04/03	0	INITIAL SUBMITTAL	
11/14/03	1	SECOND SUBMITTAL	
02/20/04	2	THIRD SUBMITTAL	

**RESIDENTIAL STREETS
PROPOSED STREET CROSS-SECTION
54' R/W - PARKING BOTH SIDES**

SCALE: NTS



LEGEND

- NEW 6" VERTICAL CURB & GUTTER (CITY STD. DWG. NO. 3-10)
- PUBLIC UTILITY EASEMENT
- SIDEWALK
- FACE OF CURB



PREPARED FOR:



LENNAR MARE ISLAND

PREPARED BY:

CHAUDHARY & ASSOCIATES, INC.
 ENGINEERS SURVEYORS INSPECTORS
 851 MAPA VALLEY CORPORATE WAY, SUITE G, MAPA, CA 94568-7651
 PHONE: (977) 255-2729 FAX: (977) 255-5021
 VALLEJO: 680 WALNUT AVENUE, SUITE 100, MARE ISLAND, VALLEJO CA 94522-1153
 PHONE: (977) 583-3585 FAX: (977) 583-8586

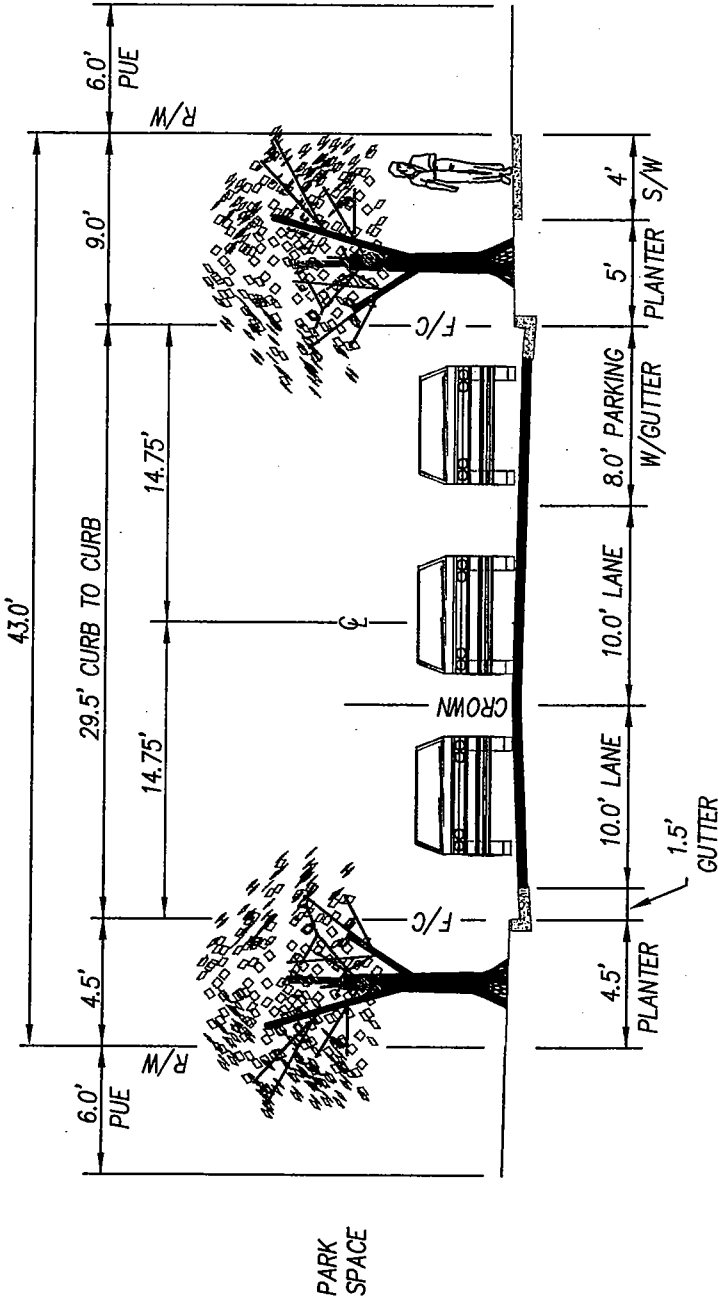


WWW.CHAUDHARY.COM

DATE	REVISION #	DESCRIPTION	INT.
04/04/03	0	INITIAL SUBMITTAL	
11/14/03	1	SECOND SUBMITTAL	
02/20/04	2	THIRD SUBMITTAL	







**RESIDENTIAL STREETS
 PROPOSED STREET CROSS-SECTION
 47.5' R/W - PARKING ONE SIDE**

SCALE: NTS



PARK SPACE

LEGEND

-  NEW 6" VERTICAL CURB & GUTTER (CITY STD. DWG. NO. 3-10)
-  PUBLIC UTILITY EASEMENT
-  S/B
-  N/B
-  S/W
-  F/C

PREPARED FOR:



LENNAR MARE ISLAND

PREPARED BY:

CHAUDHARY & ASSOCIATES, INC.
 ENGINEERS SURVEYORS INSPECTORS

857 NAPA VALLEY CORPORATE WAY, SUITE G, NAPA, CA 94958-7851
 NAPA, CA 94958
 889 VALLEJO AVENUE, SUITE 101, VALLEJO, CA 94592-1153
 PHONE: (707) 252-3555 FAX: (707) 252-3555

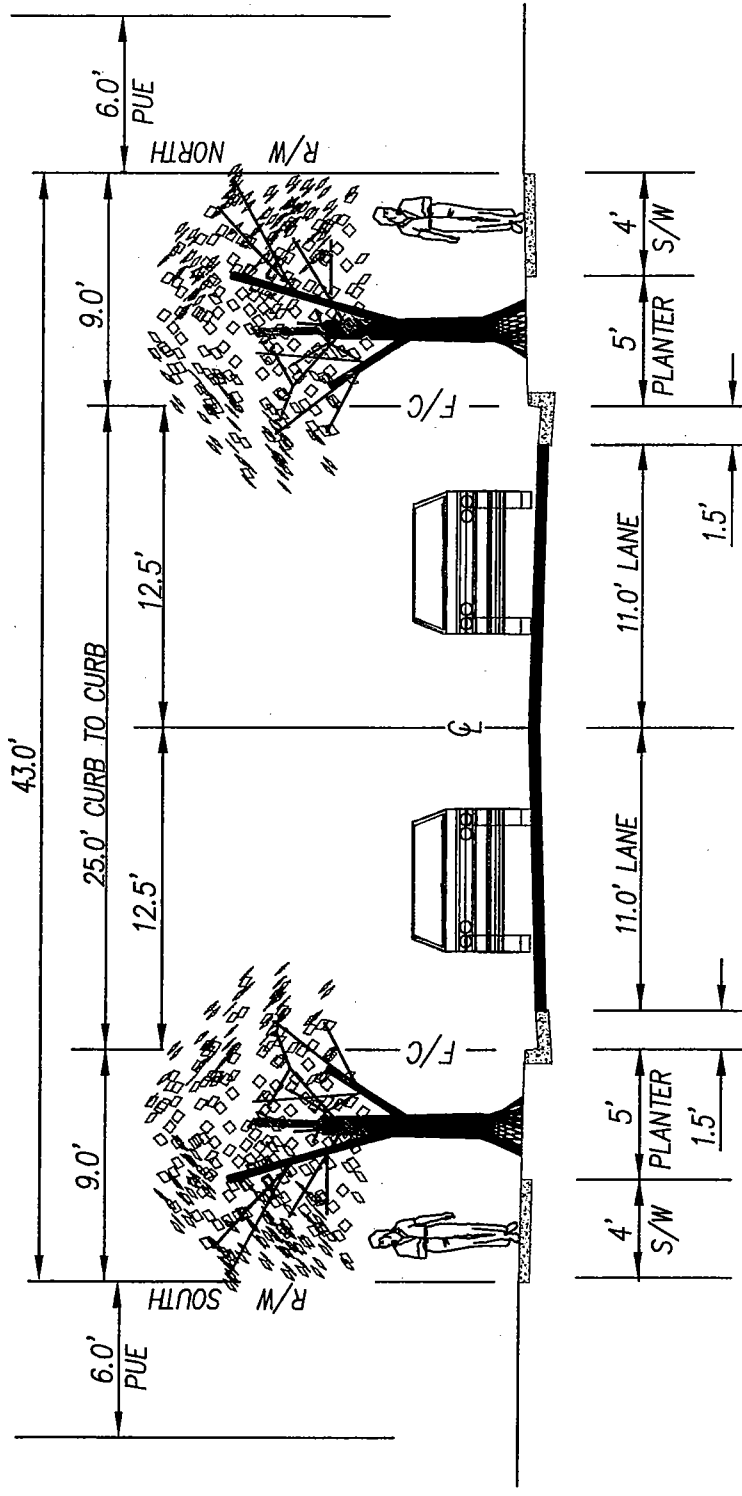


WWW.CHAUDHARY.COM

DATE	REVISION #	DESCRIPTION	INIT.
04/04/03	0	INITIAL SUBMITTAL	
11/14/03	1	SECOND SUBMITTAL	
02/20/04	2	THIRD SUBMITTAL	

**RESIDENTIAL STREETS
 PROPOSED STREET CROSS-SECTION
 43' R/W - PARKING ONE SIDE**

SCALE: NTS



LEGEND

-  NEW 6" VERTICAL CURB & GUTTER (CITY STD. DWG. NO. 3-10)
-  PUBLIC UTILITY EASEMENT
-  SIDEWALK
-  FACE OF CURB

PREPARED FOR:



LENNAR MARE ISLAND

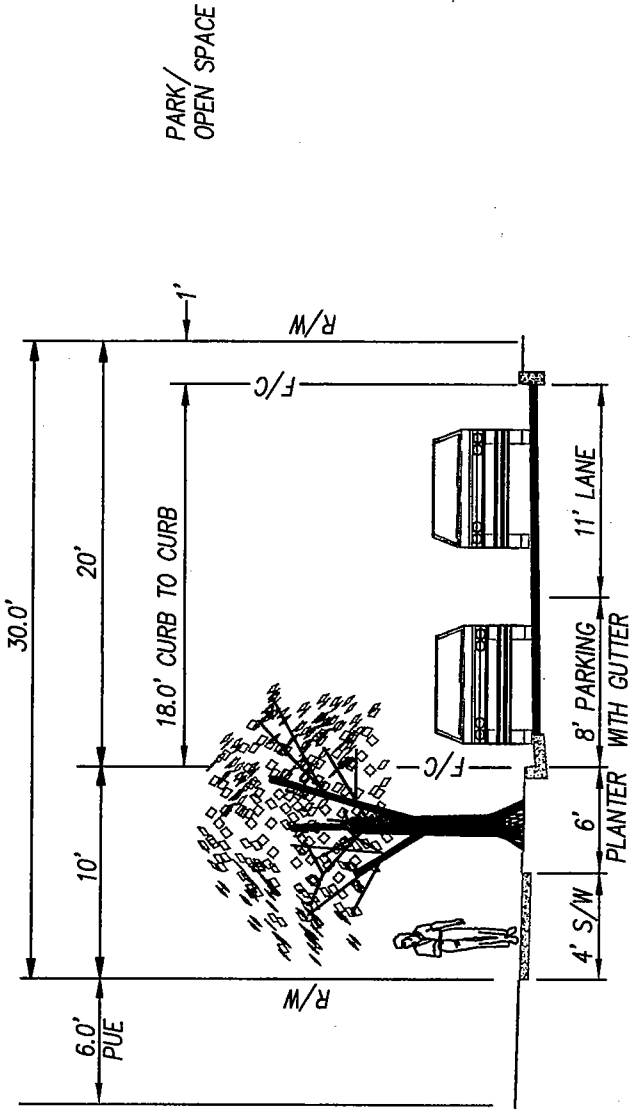
PREPARED BY:

CHAUDHARY & ASSOCIATES, INC.
 ENGINEERS SURVEYORS INSPECTORS
 NAPA: 851 NAPA VALLEY CORPORATE WAY, SUITE G, NAPA, CA 94950-7551
 WWW.CHAUDHARY.COM PHONE: (707) 255-2729 FAX: (707) 255-5021
 VALLEJO: 880 WALNUT AVENUE, SUITE 103, MARE ISLAND, VALLEJO CA 94582-1133
 PHONE: (707) 985-3385 FAX: (707) 588-8896

DATE	REVISION #	DESCRIPTION	INIT.
04/04/03	0	INITIAL SUBMITTAL	
11/14/03	1	SECOND SUBMITTAL	
02/20/04	2	THIRD SUBMITTAL	

**RESIDENTIAL STREETS
 PROPOSED STREET CROSS-SECTION
 43' R/W - NO PARKING**

SCALE: NTS



LEGEND

- NEW 6" VERTICAL CURB & GUTTER (CITY STD. DWG. NO. 3-10)
- NEW 6" TYPE "A" VERTICAL CURB (14" DEEP)
- PUBLIC UTILITY EASEMENT
- SIDEWALK
- FACE OF CURB

PREPARED FOR:



LENNAR MARE ISLAND

PREPARED BY:

CHAUDHARY & ASSOCIATES, INC.
 ENGINEERS SURVEYORS INSPECTORS

MAPA 851 MAPA VALLEY CORPORATE WAY SUITE G, MAPA, CA 94559-7551
 408107655 PHONE: (707) 255-2729 FAX: (707) 255-5021
 VALLEJO: 880 WALNUT AVENUE, SUITE 100, MARINE ISLAND, VALLEJO CA 94592-1133
 PHONE: (707) 825-5385 FAX: (707) 558-8909

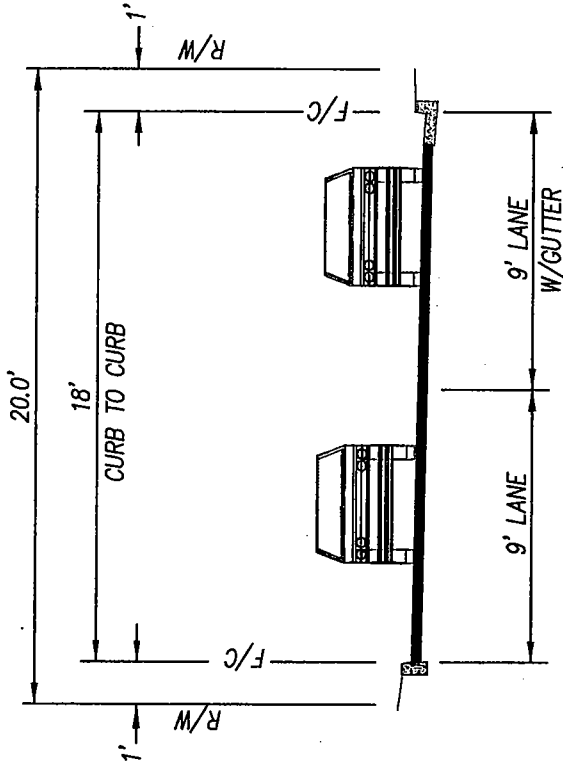
DATE	REVISION #	DESCRIPTION	INIT.
04/04/03	0	INITIAL SUBMITTAL	
11/14/03	1	SECOND SUBMITTAL	
02/20/04	2	THIRD SUBMITTAL	

**RESIDENTIAL STREETS
 PROPOSED STREET CROSS-SECTION
 30' R/W - OPEN SPACE AREAS**

SCALE: NTS



WWW.CHAUDHARY.COM



NOTE:
 DUE TO PROPOSED U/G UTILITIES WITHIN THE ALLEYWAY,
 AC PAVEMENT HAS BEEN USED INSTEAD OF CONCRETE
 PAVEMENT.

PREPARED FOR:



LENNAR MARE ISLAND

PREPARED BY:

CHAUDHARY & ASSOCIATES, INC.
 ENGINEERS SURVEYORS INSPECTORS
 10001 N. 100th Ave., Suite 100, Vallejo, CA 94591-1103
 PHONE: (707) 255-2729 FAX: (707) 255-5021
 WWW.CHAUDHARY.COM

LEGEND

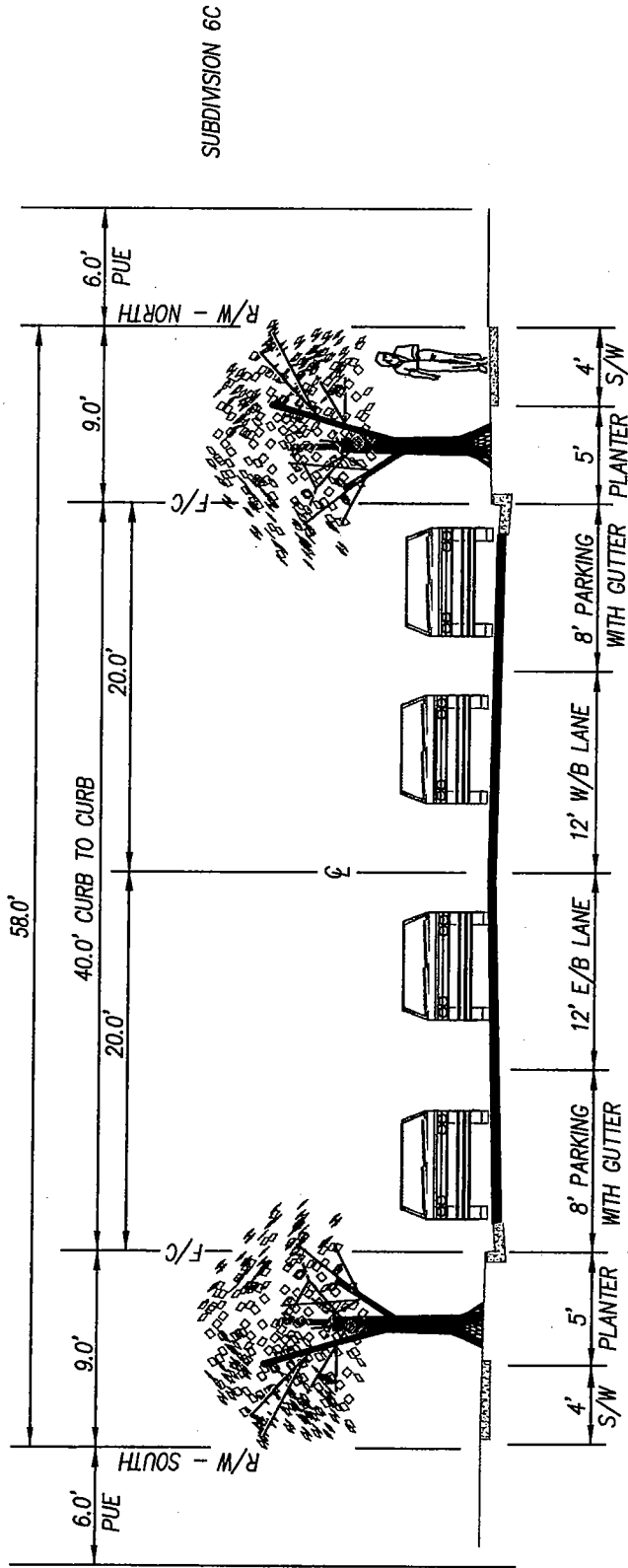
- NEW 6" VERTICAL CURB & GUTTER (CITY STD. DWG. NO. 3-10)
- NEW 6" TYPE "A" VERTICAL CURB (14" DEEP)
- PUBLIC UTILITY EASEMENT
- SOUTHBOUND
- NORTHBOUND
- SIDEWALK
- FACE OF CURB

**RESIDENTIAL STREETS
 PROPOSED STREET CROSS-SECTION
 20' R/W-ALLEYWAY**

SCALE: NTS

SHEET 10 OF 17







DATE	REVISION #	DESCRIPTION	INIT.
04/04/03	0	INITIAL SUBMITTAL	
11/14/03	1	SECOND SUBMITTAL	
02/20/04	2	THIRD SUBMITTAL	



SUBDIVISION 6C

BUILDING 866
PARKING
AREA

LEGEND

-  NEW 6" VERTICAL CURB & GUTTER
(CITY STD. DWG. NO. 3-10)
-  PUBLIC UTILITY EASEMENT
-  EASTBOUND
-  WESTBOUND
-  SIDEWALK
-  FACE OF CURB

PREPARED FOR:



LENNAR MARE ISLAND

PREPARED BY:

CHAUDHARY & ASSOCIATES, INC.
ENGINEERS SURVEYORS INSPECTORS
1000 MAPA VALLEY CORPORATE WAY, SUITE G, MAPA, CA 94668-7651
PHONE: (925) 255-5728 FAX: (925) 255-5021
VALLEJO: 880 WALNUT AVENUE, SUITE 100, MARIE ISLAND, VALLEJO CA 94582-1153
PHONE: (925) 953-5585 FAX: (925) 953-4900



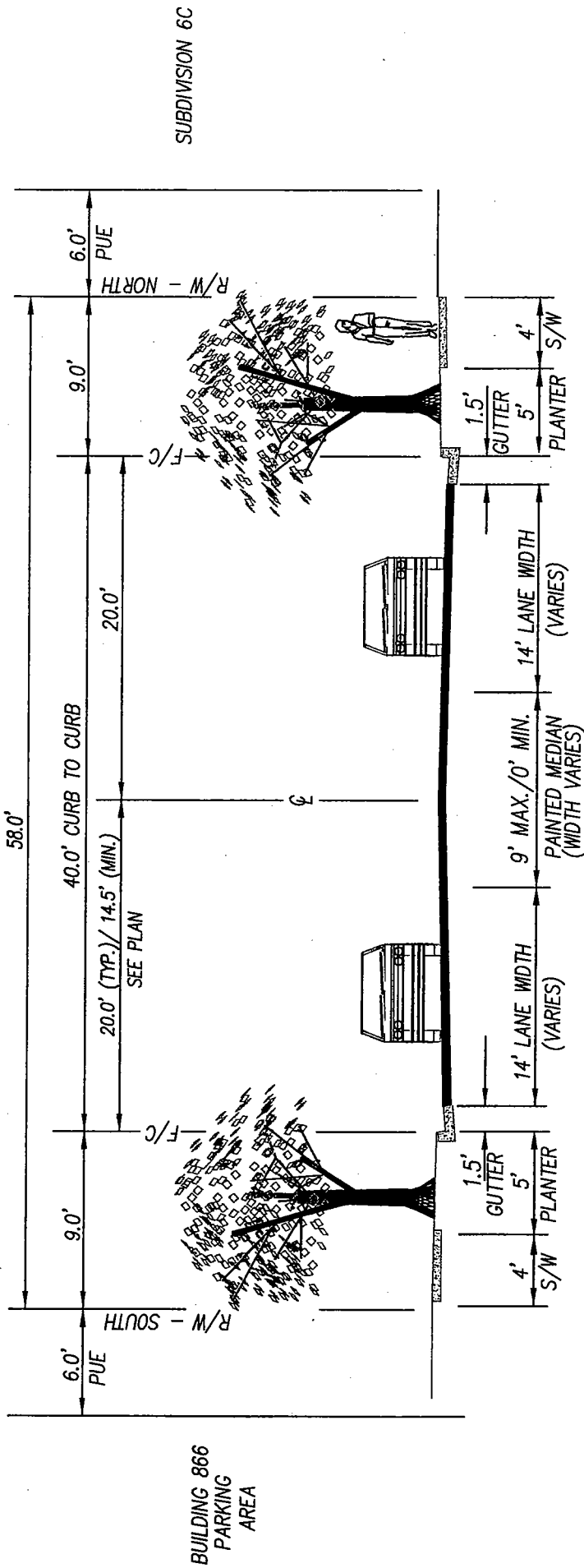
WWW.CHAUDHARY.COM

DATE	REVISION #	DESCRIPTION	INIT.
04/04/03	0	INITIAL SUBMITTAL	
11/14/03	1	SECOND SUBMITTAL	
02/20/04	2	THIRD SUBMITTAL	







**RESIDENTIAL STREETS
PROPOSED STREET CROSS-SECTION
SUNDANCE AVENUE
MADRONE AVENUE TO RESIDENTIAL PARKWAY**

SCALE: NTS

SHEET 13A OF 17



LEGEND

-  NEW 6" VERTICAL CURB & GUTTER (CITY STD. DWG. NO. 3-10)
-  PUBLIC UTILITY EASEMENT
-  EASTBOUND
-  WESTBOUND
-  SIDEWALK
-  FACE OF CURB

PREPARED FOR:



LENNAR MARE ISLAND

PREPARED BY:

CHAUDHARY & ASSOCIATES, INC.
 ENGINEERS SURVEYORS INSPECTORS

NAPA 85 NAPA VALLEY CORPORATE HWY. SUITE 8 NAPA, CA 94558-1751
 MAUNTON PHONE (707) 255-2770 FAX (707) 255-2021
 VALLEJO 180 WALNUT AVENUE, SUITE 100, MARE ISLAND, VALLEJO CA 94592-1130
 PHONE (707) 582-3385 FAX (707) 582-8899

DATE	REVISION #	DESCRIPTION	INIT.
04/04/03	0	INITIAL SUBMITTAL	
11/14/03	1	SECOND SUBMITTAL	
02/20/04	2	THIRD SUBMITTAL	

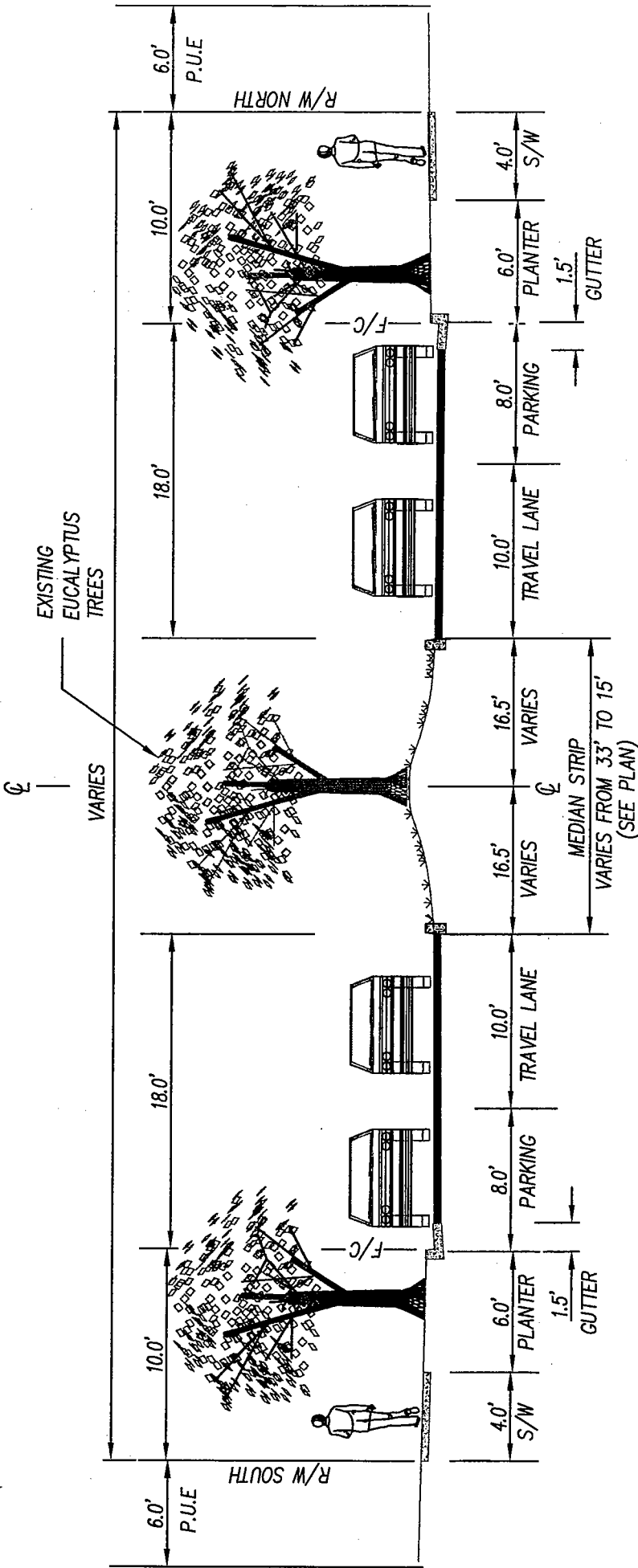
**RESIDENTIAL STREETS
 PROPOSED STREET CROSS-SECTION
 SUNDANCE AVENUE
 AZUAR DRIVE TO MADRONE AVENUE**

SCALE: NTS

SHEET 13B OF 17



WWW.CHAUDHARY.COM



LEGEND

NEW 6" VERTICAL CURB & GUTTER
(CITY STD. DWG. NO. 3-10)



PUE PUBLIC UTILITY EASEMENT

S/B SOUTHBOUND

N/B NORTHBOUND

S/W SIDEWALK

F/C FACE OF CURB

PREPARED FOR:



LENNAR MARE ISLAND

PREPARED BY:

CHAUDHARY & ASSOCIATES, INC.
ENGINEERS SURVEYORS INSPECTORS

NAPA: 851 NAPA VALLEY CORPORATE WAY, SUITE 3, NAPA, CA 94953-7851
PHONE: (707) 255-2728 FAX: (707) 255-5021
VALLEJO: 890 WALNUT AVENUE, SUITE 120, MARE ISLAND, VALLEJO CA 94592-1133
PHONE: (707) 562-3585 FAX: (707) 562-8989

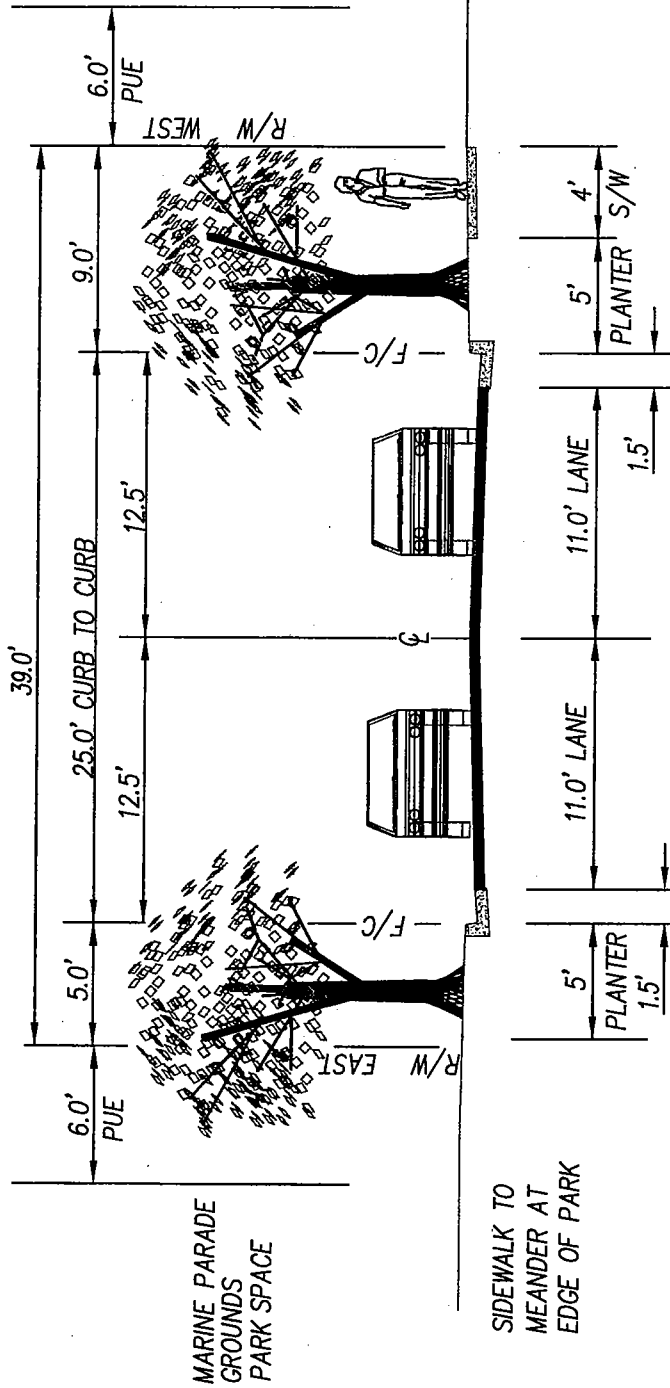


WWW.CHAUDHARY.COM

DATE	REVISION #	DESCRIPTION	INIT.
04/04/03	0	INITIAL SUBMITTAL	
11/14/03	1	SECOND SUBMITTAL	
02/20/04	2	THIRD SUBMITTAL	

**RESIDENTIAL STREETS
PROPOSED STREET CROSS-SECTION
MESA AVENUE
BETWEEN NAVAJO AND RESIDENTIAL PARKWAY**







SCALE: NTS



MARINE PARADE
GROUNDS
PARK SPACE

SIDEWALK TO
MEANDER AT
EDGE OF PARK

LEGEND

-  NEW 6" VERTICAL CURB & GUTTER (CITY STD. DWG. NO. 3-10)
-  PUBLIC UTILITY EASEMENT
-  S/B SOUTHBOUND
-  N/B NORTHBOUND
-  S/W SIDEWALK
-  F/C FACE OF CURB

PREPARED FOR:



LENNAR MARC ISLAND

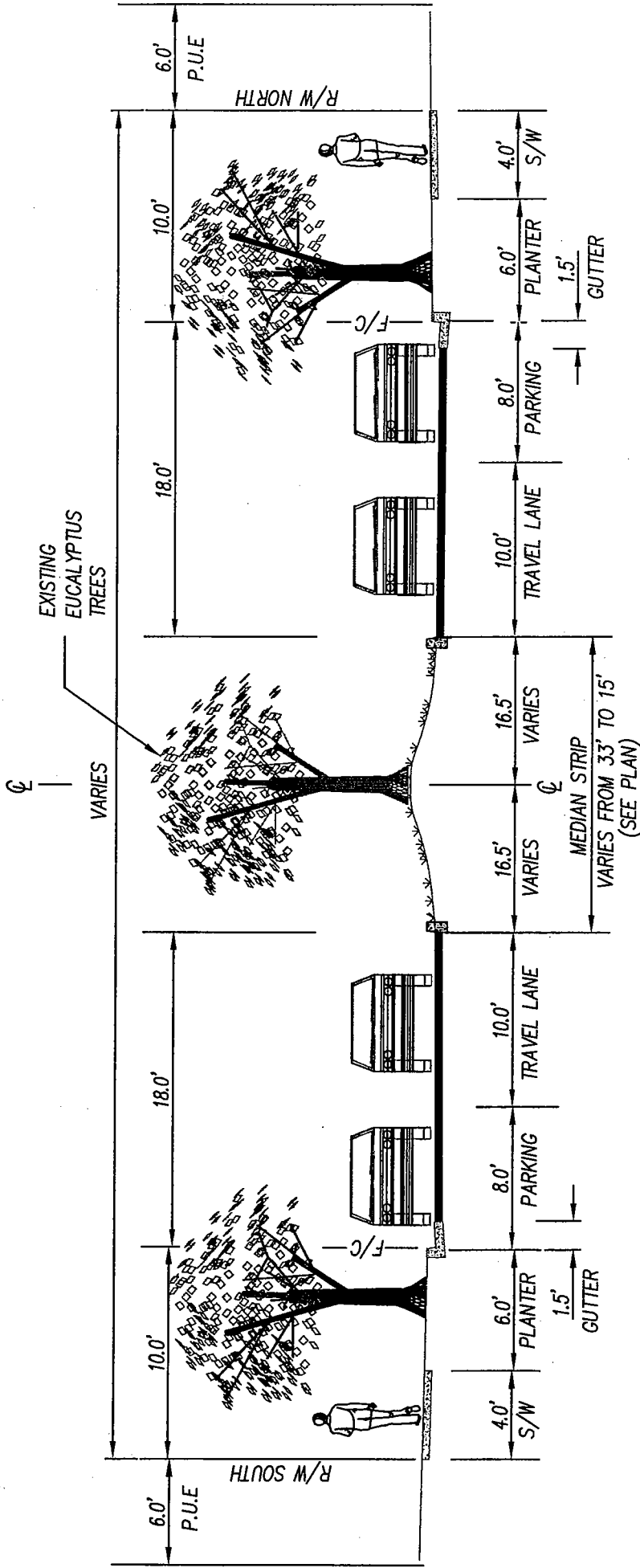
PREPARED BY:

CHAUDHARY & ASSOCIATES, INC.
ENGINEERS SURVEYORS INSPECTORS
NAPA: 851 NAPA VALLEY CORPORATE WAY, SUITE G, NAPA, CA 94558-7551
PHONE: (707) 255-2729 FAX: (707) 255-5021
VALLEJO: 1717 MARINE ISLAND VALLEJO CA 94582-1133
PHONE: (707) 565-5385 FAX: (707) 565-8685
WWW.CHAUDHARY.COM







DATE	REVISION #	DESCRIPTION	INIT.
04/04/03	0	INITIAL SUBMITTAL	
11/14/03	1	SECOND SUBMITTAL	
02/20/04	2	THIRD SUBMITTAL	

**RESIDENTIAL STREETS
PROPOSED STREET CROSS-SECTION
MARINE DRIVE AT PARADE GROUNDS**

SCALE: NTS



LEGEND

-  NEW 6" VERTICAL CURB & GUTTER (CITY STD. DWG. NO. 3-10)
-  PUBLIC UTILITY EASEMENT
-  S/B SOUTHBOUND
-  N/B NORTHBOUND
-  S/W SIDEWALK
-  F/C FACE OF CURB

PREPARED FOR:



LENNAR MARE ISLAND

PREPARED BY:



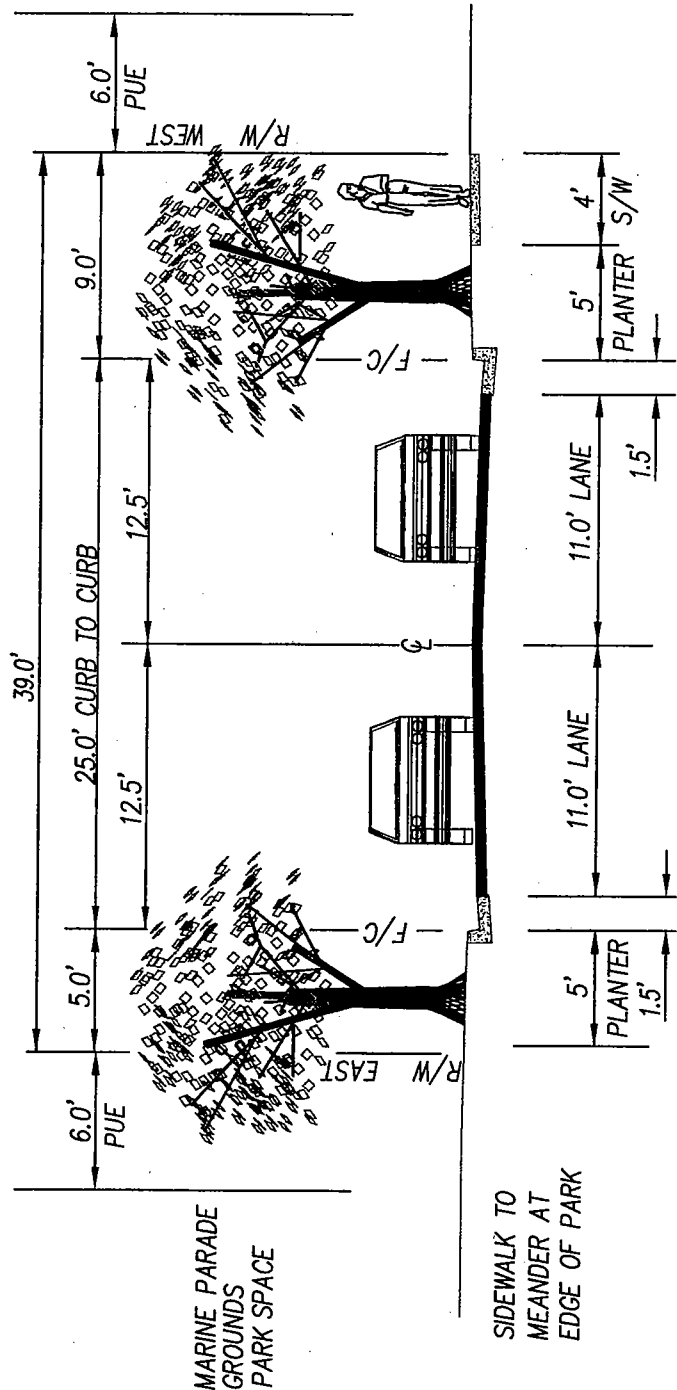
CHAUDHARY & ASSOCIATES, INC.
 ENGINEERS SURVEYORS INSPECTORS
 1871 NAPA VALLEY CORPORATE WAY, SUITE G, NAPA, CA 94938-7151
 NAPA, CALIF. PHONE: (707) 255-5729 FAX: (707) 255-5021
 VALLEJO, CALIF. PHONE: (707) 362-3686 FAX: (707) 362-9886
 WWW.CHAUDHARY.COM

DATE	REVISION #	DESCRIPTION	INIT.
04/04/03	0	INITIAL SUBMITTAL	
11/14/03	1	SECOND SUBMITTAL	
02/20/04	2	THIRD SUBMITTAL	

**RESIDENTIAL STREETS
 PROPOSED STREET CROSS-SECTION
 MESA AVENUE
 BETWEEN NAVAJO AND RESIDENTIAL PARKWAY**

SCALE: NTS

SHEET 14 OF 17



LEGEND

- NEW 6" VERTICAL CURB & GUTTER (CITY STD. DWG. NO. 3-10)
- PUBLIC UTILITY EASEMENT
- SOUTHBOUND
- NORTHBOUND
- SIDEWALK
- FACE OF CURB

- PUE
- S/B
- N/B
- S/W
- F/C

PREPARED FOR:



LENNAR MARG ISLAND

PREPARED BY:

CHAUDHARY & ASSOCIATES, INC.
 ENGINEERS SURVEYORS INSPECTORS

851 NAPA VALLEY CORPORATE WAY, SUITE G, NAPA, CA 94558-7551
 NAPA, CA 94558
 800 WALNUT AVENUE, SUITE 100, VALLEJO, CA 94592
 PHONE: (707) 255-5261 FAX: (707) 255-5261
 PHONE: (707) 255-3365 FAX: (707) 255-3406



WWW.CHAUDHARY.COM

DATE	REVISION #	DESCRIPTION	INIT.
04/04/03	0	INITIAL SUBMITTAL	
11/14/03	1	SECOND SUBMITTAL	
02/20/04	2	THIRD SUBMITTAL	

**RESIDENTIAL STREETS
 PROPOSED STREET CROSS-SECTION
 MARINE DRIVE AT PARADE GROUNDS**

SCALE: NTS