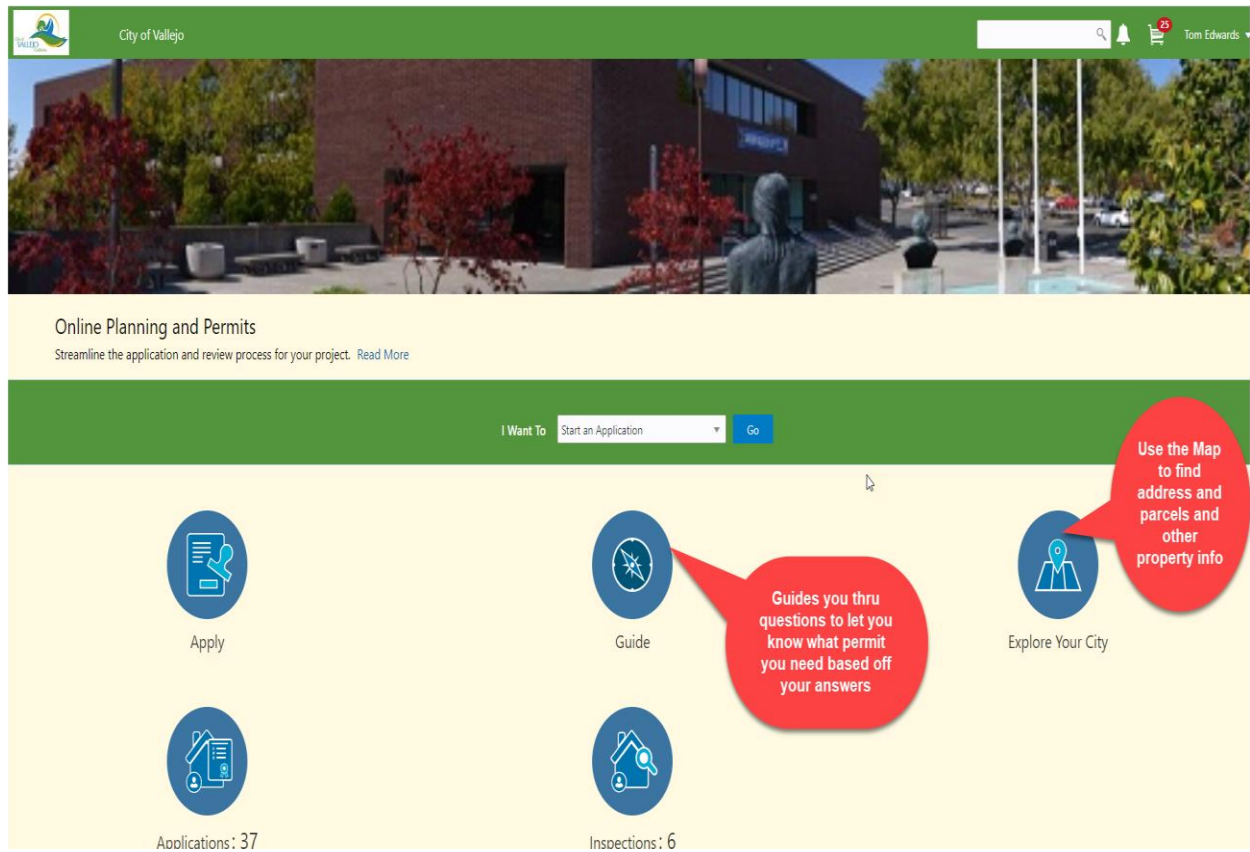


City of Vallejo Online Permitting Introduction:

Basic Navigation and Tools

Exploring:

A Guide to help you Determine the Permit you need and a Map for finding Property Info.



Guide:

Through a series of questions and answers you will be directed to the permit needed, and you will be emailed the results.



Permit Guide

Welcome

Welcome

Let's begin

Please take a few minutes to answer the following questions. Your responses to this questionnaire will determine which permits are recommended for your project.

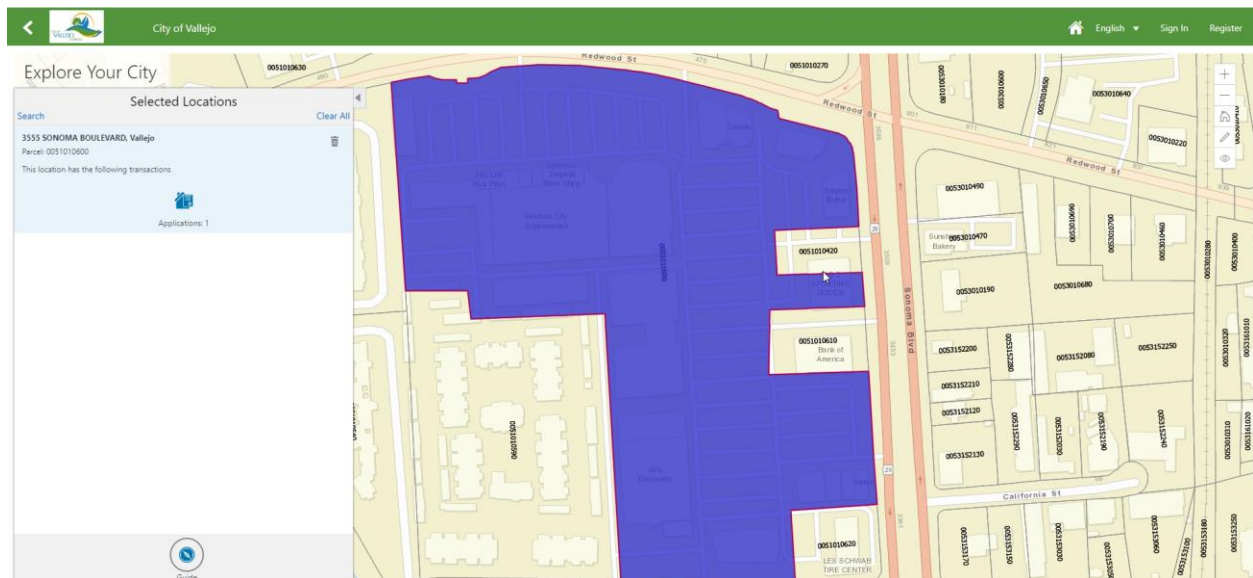
The user type is Anonymous user.

Is your project for a residential or commercial property?

- ☒ Commercial
☐ Residential

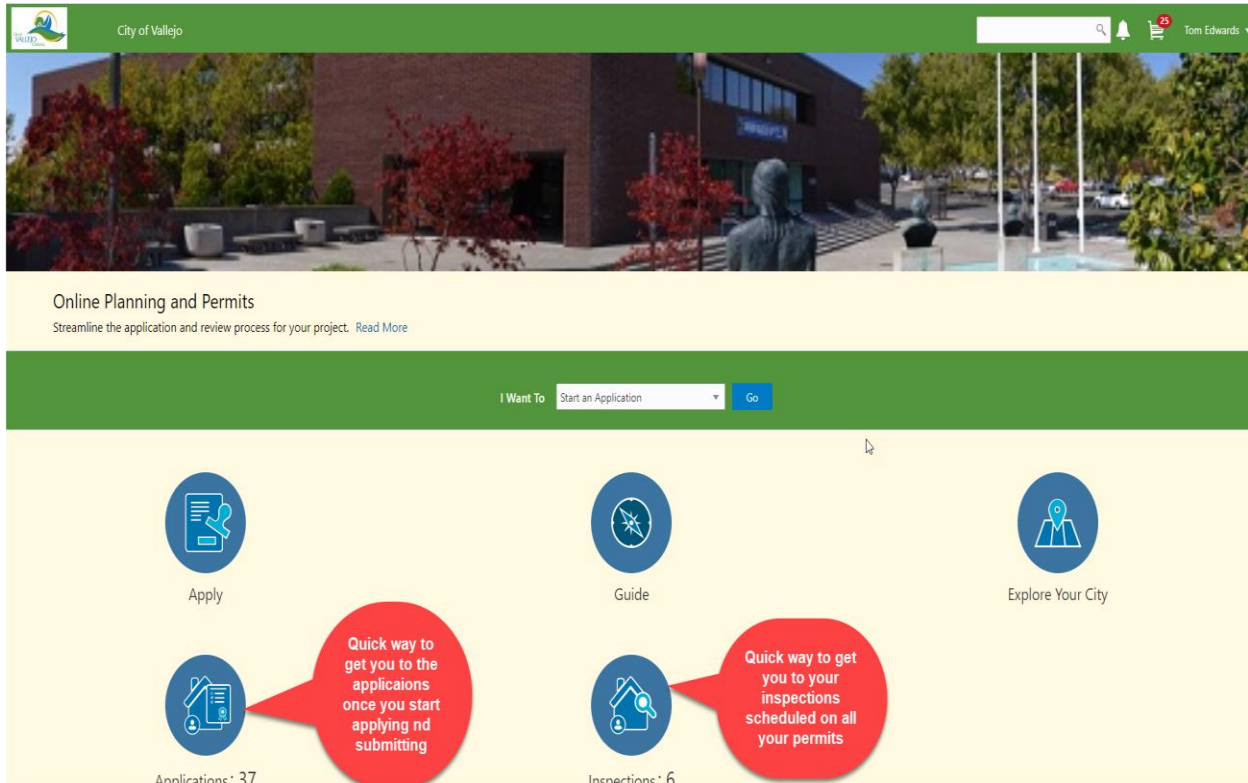
Explore Your City:

Use the map and an address search to find properties and their applications.



Your Stuff:

As a Registered user there are Quick Ways to get to your applications and inspections.



The dashboard for the City of Vallejo's Online Planning and Permits system. It features a green header with the City of Vallejo logo and a search bar. Below the header is a large banner image of a city street. The main content area has a green bar with a dropdown menu set to 'Start an Application' and a 'Go' button. Below this, there are three circular icons: 'Apply', 'Guide', and 'Explore Your City'. The 'Apply' icon is highlighted with a red speech bubble that says 'Quick way to get you to the applications once you start applying and submitting' and shows 'Applications: 37'. The 'Guide' icon is highlighted with a red speech bubble that says 'Quick way to get you to your inspections scheduled on all your permits' and shows 'Inspections: 6'.

City of Vallejo

Online Planning and Permits
Streamline the application and review process for your project. [Read More](#)

I Want To

Apply
Applications: 37
Quick way to get you to the applications once you start applying and submitting

Guide
Inspections: 6
Quick way to get you to your inspections scheduled on all your permits

Explore Your City

My Permits/Applications:

Your list of permits and where they are in the process is just a click away



The 'My Permits/Applications' dashboard for the City of Vallejo. It features a green header with the City of Vallejo logo and a search bar. Below the header is a large banner image of a city street. The main content area has a green bar with a dropdown menu set to 'Start an Application' and a 'Go' button. Below this, there are three circular icons: 'Apply', 'Guide', and 'Explore Your City'. The 'Apply' icon is highlighted with a red speech bubble that says 'Quick way to get you to the applications once you start applying and submitting' and shows 'Applications: 37'. The 'Guide' icon is highlighted with a red speech bubble that says 'Quick way to get you to your inspections scheduled on all your permits' and shows 'Inspections: 6'.

City of Vallejo

Transactions

Permits All

Apply	Download	Search	Filter	Sort	View	Location
EL-2020-0206	Electrical Permit	Submitted	600 REDWOOD STREET, Vallejo, California 94589	Panel upgrade	Submitted by Art Diaz today Applicant: Art Diaz	Fees Paid 133.52 USD
EL-2020-0209	Electrical Permit	Payment pending	3485 SONOMA BOULEVARD, Vallejo, California 94590	Solar install	Created by Art Diaz today Applicant: Art Diaz Expires on 8/6/20	Fees Balance 116.90 USD 116.90 USD
EL-2020-0210	Electrical Permit	Submitted	600 REDWOOD STREET, Vallejo, California 94589	Main Panel upgrade 225	Submitted by Art Diaz today Applicant: Art Diaz	Fees Paid 116.90 USD

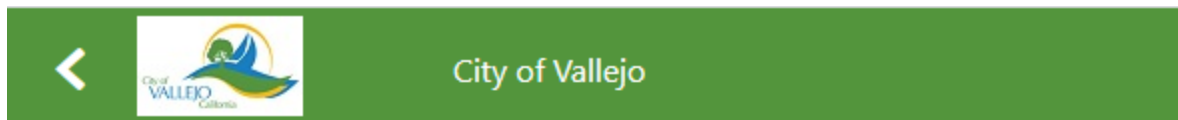
Apply for an Electrical Permit:

The Electrical permit will cover multiple types of electrical work under one permit.



Pay Online:

Use the Cart to pay for one or multiple permits. Or just pay right after you submit.



Checkout

Total Amount to Be Paid \$167.00 USD



Choose payment method



Credit Card



Debit Card

Make Payment

Track Progress:

As a Registered User you can track the approval process and updates to your application. You'll also receive emails as steps are completed.

The screenshot shows the 'Permit' page for permit EL-2020-0212, an Electrical Permit at 33 CALHOUN STREET, Vallejo, California 94590. The 'Workflow' tab is selected in the left sidebar. The main content area displays a table of workflow tasks:

Tasks	Status	Last Updated Date	Days Taken	Comments
Accept Application	Completed	05/08/2020	0	08/May/2020, 06:53 PM; By Leslie.trybull1@cityofvallejo.net This application is missing the required attachments. Application notified via email.
Complete Plan Review	In Progress	05/08/2020	0	08/May/2020, 08:50 PM; By Irma.montano@cityofvallejo.net approved: will require separate permit for unpermitted shed
Issue Permit	Not started			
Approve Final Inspection	Not started			
Complete Plan Revision	Not started			
Re-issue Permit	Not started			
Complete Permit	Not started			

At the bottom of the table, it says 'Page 1 of 1 (1-7 of 7 items)' and 'Show Default'.

Schedule Inspections:

As a Registered User you can schedule and track your inspections.

The screenshot shows the 'Inspection Request' form for permit EL-2020-0196, an Electrical Permit at 40 VALLE VISTA AVENUE, 232 Vallejo, California 94590. The 'Inspections' tab is selected in the left sidebar. The form contains the following fields:

- Permit: EL-2020-0196
- Permit Type: Electrical Permit
- Inspection Type: 501 Conduit/Underground
- Preferred Date: 5/8/20
- Preferred Time: Afternoon
- Comments: Enter Comments
- Address: 40 VALLE VISTA AVENUE 232, Vallejo, California 94590
- Inspection Location: [Empty field]
- Location Contact: Art Diaz
- Contact Method: Phone
- Phone: +1 (305) 978-3741

Buttons for 'Cancel' and 'Submit' are located at the bottom right of the form.