

**CITY OF VALLEJO  
UTILITIES DEPARTMENT  
WATER DIVISION**

July 1, 2013

City of Vallejo – Public Water System 4810007  
Report on Vallejo's Water Quality Relative to Public Health Goals

Prepared by: City of Vallejo Laboratory Staff

**Purpose:** This report was prepared to satisfy the requirements of Section 116470 of the California Health and Safety Code

## CITY OF VALLEJO - PUBLIC WATER SYSTEM 4810007

### REPORT ON VALLEJO'S WATER QUALITY RELATIVE TO PUBLIC HEALTH GOALS

#### **Background:**

Provisions of the California Health and Safety Code, Section 116470 Consumer Confidence Report, (Attachment No. 1) specify that water systems serving more than 10,000 connections prepare a special report on or before July 1, 2013, if their water quality measurements have exceeded any Public Health Goals (PHGs). PHGs are non-enforceable goals established by the California EPA's Office of Environmental Health Hazard Assessment (OEHHA). The law also requires that where OEHHA has not adopted a PHG for a constituent, the water suppliers are to use the Maximum Contaminant Level Goal (MCLG) adopted by the USEPA. Only constituents which have a California primary drinking water standard and for which either a PHG or MCLG has been set are to be addressed. (Attachment No. 2 is a list of all regulated constituents with the MCLs and PHGs or MCLGs.)

There are a few constituents that are routinely detected in water systems at levels usually well below the drinking water standards for which no PHG nor MCLG has yet been adopted by OEHHA or USEPA including Total Trihalomethanes and Total Haloacetic acids. These will be addressed in future reports after PHGs are adopted.

If a constituent was detected in the City's water supply between 2010 and 2012 and exceeds an applicable PHG or MCLG, this report provides the information required by law. Included is the numerical public health risk associated with the MCL and the PHG or MCLG, the category or type of risk to health that could be associated with the constituent, the best treatment technology available that could be used to reduce the constituent level, and an estimate of the cost to install treatment if it is appropriate and feasible.

#### **What are PHGs?**

PHGs are set by the California Office of Environmental Health Hazard Assessment (OEHHA) which is part of Cal-EPA and are based solely on public health considerations, unlike the enforceable Maximum Contaminant Levels (MCLs), the highest level of a contaminant that is allowed in drinking water, which are based on a number of factors. None of the practical risk management factors that are considered by the USEPA or the California Department of Public Health (CDPH) in setting drinking water standards (MCLs) are considered in setting the PHGs. These factors include analytical detection capability, treatment technology available, benefits and costs. The PHGs are not enforceable and are not required to be met by any public water system. MCLGs are the federal equivalent of PHGs.

### **Water Quality Considered:**

All of the water quality data collected by the City system between 2010 and 2012 for purposes of determining compliance with drinking water standards was considered. This data was summarized in our 2010, 2011 and 2012 Annual Water Quality Reports which have been mailed to all of our customers. (Attachment No. 3)

### **Guidelines Followed:**

The Association of California Water Agencies (ACWA) formed a workgroup which prepared guidelines for water utilities to use in preparing these newly required reports. The ACWA guidelines were used in preparation of this report. No guidance was available from state regulatory agencies.

### **Best Available Technology and Cost Estimates**

Both the USEPA and CDPH adopt what are known as BATs or Best Available Technologies which are the best known methods of reducing contaminant levels to the MCL. Costs can be estimated for such technologies. However, since many PHGs and all MCLGs are set much lower than the MCL, it is not always possible or feasible to determine what treatment is needed to further reduce a constituent downward to or near the PHG or MCLG, many of which are set at zero. In some cases, installing treatment to try and further reduce very low levels of one constituent may have adverse effects on other aspects of water quality.

### **Constituents Detected That Exceed a PHG or an MCLG:**

The following is a discussion of constituents that were detected in our drinking water source at levels above the MCLG.

#### **Coliform Bacteria:**

During 2010, 2011 and 2012; between 154 and 220 samples were collected from the City distribution system each month for coliform analysis. Occasionally, a sample was found to be positive for coliform bacteria but check samples were negative and follow up actions were taken. Of these samples, a maximum of 0.64% in 2010, 1.17% in 2011 and 0.0% in 2012 were positive in any month.

The MCL for coliform is 5% positive samples per month and the MCLG is zero. The reason for the coliform drinking water standard is to minimize the possibility of the water containing pathogens which are organisms that cause waterborne disease. Because coliform is only a surrogate indicator of the potential presence of pathogens, it is not possible to state a specific numerical health risk. While USEPA normally sets MCLGs "at a level where no known or anticipated adverse effects on persons would occur", they indicate they cannot do so with coliforms.

Coliform bacteria are indicator organisms that are found everywhere in nature and are not generally considered harmful. They are used because of the ease of monitoring and analysis. If a positive sample is found, it indicates a potential problem that needs to be investigated and follow up sampling done. It is not at all unusual for a system to have an

occasional positive sample. It is difficult, if not impossible; to assure that a system will never have a positive sample.

We add chlorine at our treatment plant to ensure that the water served is microbiologically safe. The chlorine residuals are carefully controlled to provide the best health protection without causing the water to have undesirable taste and odor or increasing the disinfection by-product level. This careful balance of treatment processes is essential to continue supplying our customers with safe drinking water.

Other equally important measures that we have implemented include: an effective cross-connection control program, maintenance of a chlorine residual throughout the majority of the system, an effective monitoring and surveillance program and maintaining positive pressures in our distribution system. Our system has already taken all of the steps described by CDPH as “best available technology” for coliform bacteria in Section 64447, Title 22, California Code of Regulations.

The following tables summarize the contaminants found that exceeded the PHG or MCLG (Table 1) and the health risk categories and cancer risk values associated with those specific contaminants (Table 2).

Table 1: Contaminants in the City of Vallejo water supply found to exceed state Public Health Goals (PHG) or federal Maximum Contaminant Level Goals (MCLG)

Contaminant (units of measure)	PHG (MCLG)	MCL	2010 Range and Avg	2011 Range and Avg	2012 Range and Avg
Total Coliform (Percentage of positive samples)	(Zero)	No more than 5% of monthly samples may be positive	Range = ND – 0.64%, Avg = ND	Range = ND – 1.17 %, Avg = ND	Range = ND – 0.0%, Avg = ND

Table 2: Health Risk Categories and Cancer Risk Values for Contaminants with California PHGs or federal MCLGs. Data provided by the California Office of Environmental Health Hazard Assessment

Contaminant	Health Risk Categories <sup>1</sup>	California PHG or federal (MCLG) <sup>2</sup>	Cancer Risk at PHG or (MCLG) <sup>3</sup>	California MCL	Cancer Risk at California MCL
Total Coliform	Can't be established	(zero)	none	No more than 5% of monthly samples may be positive	none

<sup>1</sup>Health risk category based on experimental animal testing data evaluated in the U.S. EPA MCLG document or California MCL document unless otherwise specified.

<sup>2</sup>MCLG = maximum contaminant level goal established by U.S. EPA.

<sup>3</sup>Cancer Risk = theoretical 70-year lifetime excess cancer risk at the statistical confidence limit. Actual cancer risk may be lower or zero. Cancer risk is stated in terms of excess cancer cases per million (or fewer) population, e.g.,  $1 \times 10^{-6}$  means one excess cancer case per million people;  $5 \times 10^{-5}$  means five excess cancer cases per 100,000 people.

## **RECOMMENDATIONS FOR FURTHER ACTION:**

The drinking water quality of the City system meets all State of California Department of Public Health and USEPA drinking water standards set to protect public health. To further reduce the levels of the constituents identified in this report that are already significantly below the health-based Maximum Contaminant Levels established to provide “safe drinking water”, additional costly treatment processes would be required. The effectiveness of the treatment processes to provide any significant reductions in constituent levels at these already low values is uncertain. The health protection benefits of these further hypothetical reductions are not at all clear and may not be quantifiable. Therefore, no action is proposed.

## **ATTACHMENTS:**

- No. 1 Excerpt from California Health & Safety Code: Section 116470
- No. 2 Table of Regulated Constituents with MCLs, PHGs or MCLGs
- No. 3 City of Vallejo Water Quality Reports 2010, 2011 and 2012 (sent to all water customers)

ATTACHMENT NO. 2  
CALIFORNIA MCLs AND PHGs AND FEDERAL MCLGs  
2013

PARAMETERS/ CONSTITUENTS	Units	STATE MCL	DLR	PHG or (MCLG)
<b>INORGANICS</b>				
ALUMINUM	mg/L	1	0.05	0.6
ANTIMONY	mg/L	0.006	0.006	0.02
ARSENIC	mg/L	0.01	0.002	0.000004
ASBESTOS	fibers/L	7 million	0.2 million	7 million
BARIUM	mg/L	1	0.1	2
BERYLLIUM	mg/L	0.004	0.001	0.001
BROMATE	mg/L	0.01	0.005	0.0001
CADMIUM	mg/L	0.005	0.001	0.00004
CHLORITE	mg/L	1	0.02	0.05
CHROMIUM, Total	mg/L	0.05	0.01	(0.1)
CHROMIUM, HEXAVALENT (CHROMIUM-6) - MCL to be established - currently regulated under the total chromium MCL	mg/L	-	0.001	0.00002
COPPER ( <i>at-the-tap; 90th percentile</i> )	mg/L	AL=1.3	0.05	0.3
CYANIDE	mg/L	0.15	0.1	0.15
FLUORIDE	mg/L	2	0.1	1
LEAD ( <i>at-the-tap; 90th percentile</i> )	mg/L	AL=0.015	0.005	0.0002
MERCURY	mg/L	0.002	0.001	0.0012
NICKEL	mg/L	0.1	0.01	0.012
NITRATE [as N]	mg/L	10	0.4	10
NITRATE [as N03]	mg/L	45	2	45
NITRITE [as N]	mg/L	1	0.4	1
PERCHLORATE	mg/L	0.006	0.004	0.006
SELENIUM	mg/L	0.05	0.005	0.03
THALLIUM	mg/L	0.002	0.001	0.0001
<b>ORGANICS</b>				
ALACHLOR	mg/L	0.002	0.001	0.004
ATRAZINE	mg/L	0.001	0.0005	0.00015
BENTAZON	mg/L	0.018	0.002	0.2
BENZENE	mg/L	0.001	0.0005	0.00015
BENZO (a) PYRENE	mg/L	0.0002	0.0001	0.000007
CARBOFURAN	mg/L	0.018	0.005	0.0017
CARBON TETRACHLORIDE	mg/L	0.0005	0.0005	0.0001
CHLORDANE	mg/L	0.0001	0.0001	0.00003
CHLOROETHENE [VINYL CHLORIDE]	mg/L	0.0005	0.0005	0.00005
CIS-1,2-DICHLOROETHYLENE	mg/L	0.006	0.0005	0.1
2,4-D	mg/L	0.07	0.01	0.02
DALAPON	mg/L	0.2	0.01	0.79
DIBROMOCHLOROPROPANE [DBCP]	mg/L	0.0002	0.00001	1.70E-06
1,2-DICHLOROBENZENE [ORTHO]	mg/L	0.6	0.0005	0.6
1,4-DICHLOROBENZENE [PARA]	mg/L	0.005	0.0005	0.006
1,1-DICHLOROETHANE [1,1-DCA]	mg/L	0.005	0.0005	0.003
1,2-DICHLOROETHANE [1,2-DCA]	mg/L	0.0005	0.0005	0.0004
1,1-DICHLOROETHENE [1,1-DCE]	mg/L	0.006	0.0005	0.01
DICHLOROMETHANE	mg/L	0.005	0.0005	0.004
1,2-DICHLOROPROPANE	mg/L	0.005	0.0005	0.0005
1,3-DICHLOROPROPENE	mg/L	0.0005	0.0005	0.0002
DI (2-ETHYLHEXYL) ADIPATE	mg/L	0.4	0.005	0.2
DI (2-ETHYLHEXYL) PHTHALATE	mg/L	0.004	0.003	0.012
DINOSEB	mg/L	0.007	0.002	0.014
DIOXIN [2,3,7,8 - TCDD]	mg/L	3x10 <sup>-9</sup>	5x10 <sup>-9</sup>	5 x 10 <sup>-11</sup>
DIQUAT	mg/L	0.02	0.004	0.015
ENDOTHAL	mg/L	0.1	0.045	0.58
ENDRIN	mg/L	0.002	0.0001	0.0018
ETHYLBENZENE	mg/L	0.3	0.0005	0.3
ETHYLENE DIBROMIDE [EDB]	mg/L	0.00005	0.00002	0.00001
GLYPHOSATE	mg/L	0.7	0.025	0.9
HEPTACHLOR	mg/L	0.00001	0.00001	0.000008

ATTACHMENT NO. 2  
CALIFORNIA MCLs AND PHGs AND FEDERAL MCLGs  
2013


PARAMETERS/ CONSTITUENTS	Units	STATE MCL	DLR	PHG or (MCLG)
HEPTACHLOR EPOXIDE	mg/L	0.00001	0.00001	0.000006
HEXACHLOROBENZENE	mg/L	0.001	0.0005	0.00003
HEXACHLOROCYCLOPENTADIENE	mg/L	0.05	0.001	0.05
LINDANE	mg/L	0.0002	0.0002	0.000032
METHOXYCHLOR	mg/L	0.03	0.01	0.00009
METHYL TERTIARY BUTYL ETHER (MTBE)	mg/l	0.013	0.003	0.013
MOLINATE	mg/L	0.02	0.002	0.001
MONOCHLOROBENZENE	mg/L	0.07	0.0005	0.2
OXAMYL	mg/L	0.05	0.02	0.026
PENTACHLOROPHENOL	mg/L	0.001	0.0002	0.0003
PICLORAM	mg/L	0.5	0.001	0.5
POLYCHLORINATED BIPHENYLS [PCBs]	mg/L	0.0005	0.0005	0.00009
SILVEX [2,4,5-TP]	mg/L	0.05	0.001	0.025
SIMAZINE	mg/L	0.004	0.004	0.004
STYRENE	mg/L	0.1	0.0005	(0.1)
1,1,2,2-TETRACHLOROETHANE	mg/L	0.001	0.0005	0.0001
TETRACHLOROETHYLENE [PCE]	mg/L	0.005	0.0005	0.00006
THIOBENCARB	mg/L	0.07	0.001	0.07
TOLUENE	mg/L	0.15	0.0005	0.15
TOXAPHENE	mg/L	0.003	0.001	0.00003
TRANS-1,2-DICHLOROETHYLENE	mg/L	0.01	0.0005	0.06
1,2,4-TRICHLOROBENZENE	mg/L	0.005	0.0005	0.005
1,1,1-TRICHLOROETHANE [1,1,1-TCA]	mg/L	0.2	0.0005	1
1,1,2-TRICHLOROETHANE [1,1,2-TCA]	mg/L	0.005	0.0005	0.0003
TRICHLOROETHYLENE [TCE]	mg/L	0.005	0.0005	0.0017
TRICHLOROFLUOROMETHANE (FREON 11)	mg/L	0.15	0.005	0.7
TRICHLOROTRIFLUOROETHANE (FREON 113)	mg/L	1.2	0.01	4
TRIHALOMETHANES, TOTAL [TTHMs]	mg/L	0.08	0.0005	0.0008
XYLENES [SUM OF ISOMERS]	mg/L	1.75	0.0005	1.8
<b>MICROBIOLOGICAL</b>				
COLIFORM % POSITIVE SAMPLES	%	5		(zero)
CRYPTOSPORIDIUM*		TT		(zero)
GIARDIA LAMBLIA		TT		(zero)
LEGIONELLA		TT		(zero)
VIRUSES		TT		(zero)
<b>RADIOLOGICAL</b>				
ALPHA ACTIVITY, GROSS	pCi/L	15	3	(zero)
BETA ACTIVITY, GROSS	pCi/L	4 mrem/yr	4	(zero)
RADIUM 226	pCi/L	--	1	0.05
RADIUM 228	pCi/L	--	1	0.019
RADIUM 226 & 228, TOTAL	pCi/L	5	--	--
STRONTIUM 90	pCi/L	8	2	0.35
TRITIUM	pCi/L	20000	1000	400
URANIUM	pCi/L	20	1	0.43

MCL = Maximum Contaminant Level  
MCLG = Maximum Contaminant Level Goal  
\*Surface Water Systems Only

PHG = Public Health Goal  
DLR = Detection Limit for Reporting purposes; set by DHS  
TT = Treatment Technique

# Annual Water Quality Report

*Water Testing Performed in 2010*



City of Vallejo System, CA4810007

City of Vallejo Lakes System, CA4810021

30073-I-0007

Este informe contiene información muy importante sobre su agua potable. Tradúzcalo ó hable con alguien que lo entienda bien.

Ang ulat na ito ay nagtataglay ng mahalagang inpormasyon. Kung kayo ay may tanong o nangangailangan ng karagdagang kaalaman ukol sa ulat na ito sa wikang Pilipino, mangyari lamang na tawagan si Jun Malit sa telepono (707) 648-4309.



# City of Vallejo Annual Water Quality Report *Water Testing Performed in 2010*



**The City of Vallejo welcomes this yearly opportunity to provide our customers with the Annual Water Quality Report.** We have included information so you know where your drinking water comes from, how it is treated and how its quality compares to drinking water standards.

This report tells you that in 2010, after testing for more than 100 different constituents, your drinking water met all primary and secondary standards established by the California Department of Public Health and The U.S. Environmental Protection Agency. Primary standards are health related standards whereas secondary standards relate to consumer acceptance of the water supply and govern qualities such as taste, odor and color.

The tables in this report show each constituent found, the level at which they occur, how their level compares with standards and their most likely source. For more information about this report, or for any questions relating to your drinking water, please call Sue Littlefield, City of Vallejo, Laboratory Supervisor, at (707) 649-3473.

## Public Participation

You are invited to participate in our public forum and voice your opinions and concerns about your drinking water. The Vallejo City Council meets on various Tuesdays, throughout the year, at 7:00 p.m. at 555 Santa Clara Street, Vallejo. You may call the City Clerk at (707) 648-4527 for specific meeting dates.

## Your Water Treatment Process

The **City of Vallejo** water system and service area receives its finished water from the forty-two million gallons per day Fleming Hill Water Treatment Plant. This conventional treatment facility utilizes a multi-barrier process to ensure compliance with all State and Federal drinking water regulations and standards.

Initially, ozone is added to help remove dissolved organic matter and to aid in downstream processes. The water then flows to mixing basins where coagulants are added and the water is gently agitated so that fine suspended particles come together to form large 'floc'

particles that settle out of the water. This process, known as coagulation, flocculation and sedimentation is followed by the addition of more ozone to disinfect and remove unwanted color, taste and odor.

The next step is filtration, where the water flows through multimedia filters consisting of granular activated carbon and sand in order to meet strict standards for clarity and to reduce the levels of microbial contaminants that could be in the untreated source water. Following filtration, the water receives additions of caustic soda, for pH and alkalinity control; fluoride, for the prevention of dental caries; and finally, chlorine to provide microbial protection throughout Vallejo's distribution system. Quality control and assurance is maintained at all times through uniform adherence to standard operating procedures and a meticulous schedule of laboratory analyses.

The **City of Vallejo Lakes System's** Green Valley Water Treatment Plant, which provides water service to the Lakes service area, can treat up to one million gallons a day providing customers with drinking water meeting all drinking water regulations and standards.

First, the MIEX™ pretreatment process removes naturally occurring dissolved organic matter. This treatment, using ion exchange resin, enables us to meet the Disinfectant/Disinfection By-products Rule by sufficiently lowering the levels of total organic carbon, therefore limiting the formation of disinfection by-products such as total trihalomethanes. Total trihalomethanes are chemicals formed over time in the distribution system when dissolved organic matter combines with chlorine. Regulations require we use chlorine to disinfect surface water.

The treatment plant's conventional treatment process uses polymer to promote coagulation, flocculation and sedimentation that remove the majority of soil particles from the water. Then, the water gravity

continued



flows through multimedia filters consisting of anthracite and sand so that it will meet clarity standards required to decrease microbial contaminants and to aid the disinfection process. Depending on which water source or blend of sources we are treating (Lakes Madigan and Frey and/or Putah South Canal), we may add soda ash in order to increase alkalinity and pH. The last step of the treatment process adds chlorine to disinfect the water supply and to provide continual protection in the distribution system. This treatment plant does not add fluoride to your water.

## A Message From the United States Environmental Protection Agency

The sources of drinking water (both tap water and bottled water) include rivers, lakes, streams, ponds, reservoirs, springs and wells. As water travels over the surface of the land or through the ground, it dissolves naturally occurring minerals and, in some cases, radioactive material, and can pick up substances resulting from the presence of animals or from human activity.

### Contaminants that may be present in source water include:

- Microbial Contaminants, such as viruses and bacteria, which may come from sewage treatment plants, septic systems, agricultural livestock operations and wildlife;
- Inorganic Contaminants, such as salts and metals, which can be naturally-occurring or result from urban storm water runoff, industrial or domestic wastewater discharges, oil and gas production, mining or farming;
- Pesticides and Herbicides, that may come from a variety of sources such as agriculture, urban storm water runoff and residential uses;
- Organic Chemical Contaminants, including synthetic and volatile organic chemicals, which are by-products of industrial processes and petroleum production, and can also come from gas stations, urban storm water runoff, agricultural applications and septic systems; and
- Radioactive Contaminants, that can be naturally occurring or be the result of oil and gas production and mining activities.

In order to ensure that tap water is safe to drink, the U.S. Environmental Protection Agency (USEPA) and the California Department of Public Health (Department) prescribe regulations that limit the amount of certain contaminants in water provided by public water systems. Department regulations also establish limits for contaminants in bottled water that must provide the same protection for public health.



Lake Madigan Source Water for the Lakes Service Area

Drinking water, including bottled water, may reasonably be expected to contain at least small amounts of some contaminants. The presence of contaminants does not necessarily indicate that water poses a health risk. More information about contaminants and potential health effects can be obtained by calling the USEPA's Safe Drinking Water Hotline at 1-800-426-4791.

## Your Water Sources

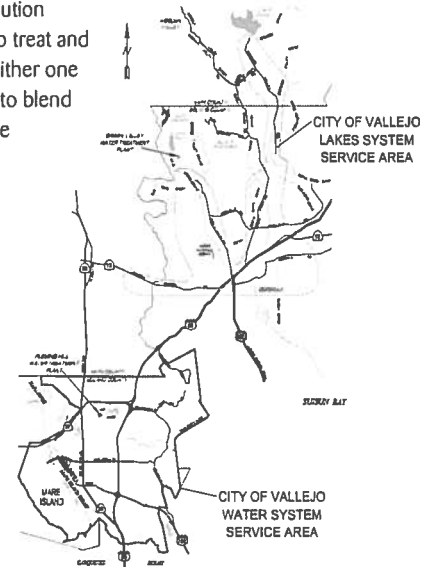
The City of Vallejo owns and operates two permitted public water systems for the benefit of our customers in two major service areas. The City of Vallejo Water System and service area provides drinking water to customers within the city limits, to some customers in the unincorporated areas adjacent to City boundaries and to a limited number of customers in the City of American Canyon.

The City of Vallejo Water System customers are fortunate because they enjoy an abundant water supply from two surface water sources. The Solano Project provides source water from Lake Berryessa, transported to our facilities by the Putah South Canal. The City also receives surface water from the State Water Project. This water, from Lake Oroville, travels through the Sacramento River to the State's North Bay Aqueduct pumping facilities. Our source water

pumping and distribution facilities enable us to treat and deliver water from either one of these sources or to blend these sources before treatment at the Fleming Hill Water Treatment Plant and distribution to the Vallejo service area. The City of Vallejo Lakes System and service area is a public water system with its own treatment plant and distribution system that delivers drinking water to

customers residing in the Green Valley, Old Cordelia, Jameson Canyon, Suisun Valley, Willotta Oaks and Gordon Valley areas.

This system and service area also has water available from two distinct surface water sources. In addition to the Solano Project's Lake Berryessa water delivered from the Putah South Canal by agreement with the Solano Irrigation District, this system treats water from Lakes Frey and Madigan, which are two interconnected lakes owned by the City of Vallejo. The Green Valley Water Treatment Plant can either treat these two sources separately or blend these two sources before treatment and delivery to our customers. In case of emergencies, portions of this system can receive treated water from the City of Fairfield. For a copy of their Annual Water Quality Report, please call (707) 428-7594.



# City of Vallejo Annual Water Quality Report *Water Testing Performed in 2010*

## PRIMARY DRINKING WATER STANDARDS - Health Related Standards

PARAMETER/CONSTITUENTS (units of measurement)	STATE MCL	PHG or (MCLG)	VALLEJO SERVICE AREA		LAKES SERVICE AREA		MAJOR SOURCES IN DRINKING WATER
			RANGE	AVG	RANGE	AVG	
<b>INORGANICS</b>							
FLUORIDE (ppm)	2	1	0.8 - 1.2	1	0.1 - 0.2	0.1	Water additive or natural minerals
<b>MICROBIAL</b>							
TOTAL COLIFORM (% positive samples)	5% or 1 sample	(0)	ND - 0.6%	ND	ND	ND	Naturally present in the environment
For the City of Vallejo Water System, no more than 5% of all samples taken during a single month may be positive for total coliform. For the Lakes System, no more than one sample per month may be positive for coliform bacteria.							
<b>CLARITY</b>							
TURBIDITY (NTU)	TT = 95% of samples ≤ 0.3 Maximum ≤ 1 TT = % reduction ≥ 80%		99.4% of samples ≤ 0.3 Maximum = 0.50 99% - 99.8%	99.5%	100% of samples ≤ 0.3 Maximum = 0.18 97.6% - 99.0%	99.0%	Soil runoff
Turbidity is a measurement of the cloudiness of the water. We monitor it because it is a good indicator of the effectiveness of our filtration system. MCL compliance is based on all samples taken each month. All samples were in compliance.							
<b>RADIOLOGICAL</b>							
RADIUM 228 (pCi/L)	5	0.019	1.58 - 1.58	1.58	ND	ND	Erosion of natural deposits
Last sampled in 2007. The state requires us to monitor for certain substances less than once a year because their concentration does not change frequently.							
<b>DISINFECTANT</b>							
CHLORINE, Free Residual as CL <sub>2</sub> (ppm)	MRDL 4.0*	EPA MRDLG 4*	ND - 2.0	0.9	ND - 1.6	0.5	Disinfectant for water supply
<b>DISINFECTION BY-PRODUCTS</b>							
TRICHALOMETHANES, TOTAL (ppb)	80*	n/a	24 - 81	47	22 - 86	47	Drinking water disinfection
HALOACETIC ACIDS (ppb)	60*	n/a	6.1 - 31	14	ND - 21	11	Drinking water disinfection
<b>DISINFECTION BY-PRODUCTS PRECURSOR</b>							
TOTAL ORGANIC CARBON (% Removal Ratio)	TT = Running Annual Average (RAA) ≥ 1*		All RAA ≥ 1 minimum = 1.4		All RAA ≥ 1 minimum = 1.4		Decay of natural organic matter

\*Compliance levels for the four parameters listed above are based on a running annual average determined quarterly. This means that every three months, we average all the samples taken during the prior twelve month period. Results for minimum and maximum values are based on single samples.

## PRIMARY STANDARDS—LEAD and COPPER STUDY—Monitoring of Customers' Tap Water

PARAMETER/CONSTITUENTS (units of measurement)	AL	PHG	Vallejo Service Area 90th %, Number of Homes > AL. Results are from 56 homes sampled in 2009	Lakes Service Area 90th %, Number of Homes > AL. Results are from 12 homes sampled in 2008	MAJOR SOURCE IN DRINKING WATER
COPPER (ppm at the 90th Percentile)	1.3	0.3	ND	0	Internal corrosion of household plumbing
LEAD (ppb at the 90th Percentile)	15	0.2	ND	0	Internal corrosion of household plumbing

Every three years the City is required to sample at the customers' faucets for lead and copper. This monitoring ensures our water is not too corrosive and does not leach unsafe levels of these metals into your drinking water. Compliance measurements are from the 90th percentile (the highest level measured from 90% of the homes sampled). The latest monitoring, for both water systems, did not detect lead or copper from 90% of the homes sampled.

If present, elevated levels of lead can cause serious health problems, especially for pregnant women and young children. Lead in drinking water is primarily from materials and components associated with service lines and home plumbing. The City of Vallejo is responsible for providing high quality drinking water, but cannot control the variety of materials used in plumbing components. When your water has been sitting for several hours, you can minimize the potential for lead exposure by flushing your tap for 30 seconds to 2 minutes before using water for drinking or cooking. If you are concerned about lead in your drinking water, you may wish to have your water tested. Information on lead in drinking water, testing methods, and steps you can take to minimize exposure is available from the Safe Drinking Water Hotline or at <http://www.epa.gov/safewater/lead>.

## SECONDARY DRINKING WATER STANDARDS - Aesthetics Related Standards

PARAMETER/CONSTITUENTS (units of measurement)	STATE MCL	PHG or (MCLG)	VALLEJO SERVICE AREA WATER		LAKES SERVICE AREA WATER		MAJOR SOURCES IN DRINKING WATER
			RANGE	AVG	RANGE	AVG	
CHLORIDE (ppm)	500	none	10 - 49	15	12 - 108	28	Natural minerals
ODOR-THRESHOLD (units)	3	none	1.0 - 2.0	1.4	1.0 - 2.0	1.4	Natural organic matter
SPECIFIC CONDUCTANCE (µS/cm)	1,600	none	283 - 496	387	185 - 641	366	Natural minerals
SULFATE (ppm)	500	none	22 - 71	40	14 - 41	20	Natural minerals
TOTAL DISSOLVED SOLIDS (ppm)	1,000	none	177 - 310	242	116 - 401	229	Natural minerals

## MONITORING FOR SODIUM and HARDNESS

SODIUM (ppm)	none	none	23	23	16	16	Natural minerals
TOTAL HARDNESS (ppm as CaCO <sub>3</sub> )	none	none	82 - 190	152	36 - 168	136	Natural minerals
TOTAL HARDNESS (grains/gallon as CaCO <sub>3</sub> )	none	none	5 - 11	9	2 - 10	8	Natural minerals



# City of Vallejo Annual Water Quality Report Water Testing Performed in 2010

## Special Health Concerns



Some people may be more vulnerable to contaminants in drinking water than the general population. Immunocompromised persons such as persons with cancer undergoing chemotherapy, persons who have undergone organ transplants, people with HIV/AIDS or other immune system disorders, some elderly, and infants can be particularly at risk from infections. These people should seek advice about drinking water from their health care providers. The USEPA/Centers for Disease Control (CDC) guidelines on appropriate means to lessen the risk of infection by *Cryptosporidium* and other microbial contaminants are available from the Safe Drinking Water Hotline at 1-800-426-4791.

## Source Water Assessments and Vulnerability Summaries

Source Water Assessments evaluate the quality of the water used as a drinking water supply for local communities and examine the water's vulnerability to possible contamination from activities within the watershed. Source Water Assessments were completed in 2001 for the Putah South Canal and Lakes Frey and Madigan. The North Bay Aqueduct's (Sacramento Delta) assessment was completed in 2002. The adjacent table summarizes the vulnerability of each water source and provides a contact name if you would like copies of the complete assessments.

### Vulnerability Assessments Table

Source	Most Vulnerable Activities	Moderately Vulnerable Activities	Contact
Lakes Frey and Madigan	Illegal body contact* Wild animal access* Agricultural drainage*	Other animal operations Wildfires	Erik Nugteren City of Vallejo (707) 648-4482
Putah South Canal	Illegal activities/ Dumping Herbicide applications	Road/Streets Storm drain discharge Recreational area	Alex Rabadoux Solano County Water Agency (707) 451-6090
North Bay Aqueduct	Grazing animals* Runoff from grazing land	Runoff from agricultural land	Alex Rabadoux Solano County Water Agency (707) 451-6090

\*Associated with detected contaminants

## MONITORING for CRYPTOSPORIDIUM



Beginning in 2006, federal regulations required us to monitor our raw untreated water sources (the Putah South Canal and the North Bay Aqueduct) for levels of *Cryptosporidium* contamination for two years. *Cryptosporidium* is a microbial parasite commonly found in surface water throughout the U.S. After analyzing twenty-four monthly samples from each source, we did not find *Cryptosporidium* in the North Bay Aqueduct water and the Putah South Canal had low levels in only two samples. Results from this monitoring program demonstrated that currently, our water treatment processes are sufficient to treat the levels of *Cryptosporidium* possibly encountered in our raw water supplies. The filtration process removes *Cryptosporidium* although commonly used methods cannot guarantee 100% removal. Please refer to the article "Special Health Concerns" for more information regarding *Cryptosporidium*.

Your water system meets all primary and secondary drinking water standards.

## City of Vallejo Water Conservation Program

Contact us for information on free water-saving devices and services or rebates to help reduce water use.

[www.vallejowater.org](http://www.vallejowater.org)

(707) 648-5299

or

(707) 648-4479



## DEFINITION OF TERMS USED IN THIS REPORT

### AL-Regulatory Action Level:

The concentration of a contaminant which, if exceeded, triggers treatment or other requirements which a water system must follow.

### MCL-Maximum Contaminant Level:

The highest level of a contaminant that is allowed in drinking water. Primary MCLs are set as close to the PHGs (or MCLGs) as is economically and technologically feasible. Secondary MCLs are set to protect the odor, taste and appearance of drinking water.

### MCLG-Maximum Contaminant Level Goal:

The level of a contaminant in drinking water below which there is no known or expected risk to health. MCLGs are set by the U.S. EPA.

### MRDL-Maximum Residual Disinfectant Level:

The highest level of a disinfectant allowed in

drinking water. There is convincing evidence that addition of a disinfectant is necessary for control of microbial contaminants.

### MRDLG-Maximum Residual Disinfectant Level Goal:

The level of a drinking water disinfectant below which there is no known or expected risk to health. MRDLGs do not reflect the benefits of the use of disinfectants to control microbial contaminants.

n/a: Not applicable

ND: Not detected

### NTU-Nephelometric Turbidity Units:

Particles in water that make it appear cloudy

### pCi/L: picoCuries per liter:

A measure of radioactivity

### PHG-Public Health Goal:

The level of a contaminant in drinking water below which there is no known or expected risk to health.

PHGs are set by the California EPA.

ppb: parts per billion or micrograms per liter (ug/L)

ppm: parts per million or milligrams per liter (mg/L)

### Primary Drinking Water Standards:

MCLs for contaminants that affect health along with their monitoring and reporting requirements, and water treatment requirements.

### Secondary Drinking Water Standards:

MCLs for aesthetic characteristics of water (such as color, taste, and odor) that may affect the consumer's acceptance of their water supply.

### TT-Treatment Technique:

A required process intended to reduce the level of a contaminant in drinking water.

### µS/cm-Microsiemens per Centimeter:

A measure of electrical conductivity

# Annual Water Quality Report

*Water Testing Performed in 2011*



City of Vallejo System, CA4810007  
City of Vallejo Lakes System, CA4810021

30073-I-0009





**The City of Vallejo welcomes this yearly opportunity to provide our customers with the Annual Water Quality Report.**

We have included information so you know where your drinking water comes from, how it is treated and how its quality compares to drinking water standards.

This report tells you that in 2011, after testing for more than 100 different constituents, your drinking water met all primary and secondary standards established by the California Department of Public Health and the U.S. Environmental Protection Agency. Primary standards are health related standards whereas secondary standards relate to consumer acceptance of the water supply and govern qualities such as taste, odor and color.

The tables in this report show each constituent found, the level at which they occur, how their level compares with standards and their most likely source. For more information about this report, or for any questions relating to your drinking water, please call Sue Littlefield, City of Vallejo, Laboratory Supervisor, at (707) 649-3473.

**Public Participation**

You are invited to participate in our public forum and voice your opinions and concerns about your drinking water. The Vallejo City Council meets on various Tuesdays, throughout the year, at 7:00 p.m. at 555 Santa Clara Street, Vallejo. You may call the City Clerk at (707) 648-4527 for specific meeting dates.

**Your Water Treatment Process**

The City of Vallejo water system and service area receives its finished water from the forty-two million gallons per day Fleming Hill Water Treatment Plant. This conventional treatment facility utilizes a multi-barrier process to ensure compliance with all State and Federal drinking water regulations and standards.

Initially, ozone is added to help remove dissolved organic matter and to aid in downstream processes. The water then flows to mixing basins where coagulants are added and the water is gently agitated so that fine suspended particles come together to form large 'floc' particles that settle out of the water. This process, known as coagulation, flocculation and sedimentation is followed by the addition of more ozone to disinfect and remove unwanted color, taste and odor.

The next step is filtration, where the water flows through multimedia filters consisting of granular activated carbon and sand in order to meet strict standards for clarity and to reduce the levels of microbial contaminants that could be in the untreated source water. Following filtration, the water receives additions of caustic soda, for pH and alkalinity control; fluoride, for the prevention of dental caries; and finally, chlorine to provide microbial protection throughout Vallejo's distribution system. Quality control and assurance is maintained at all times through uniform adherence to standard operating procedures and a meticulous schedule of laboratory analyses.

The City of Vallejo Lakes System's Green Valley Water Treatment Plant, which provides water service to the Lakes service area, can treat up to one million gallons a day providing customers with drinking water meeting all drinking water regulations and standards.

First, the MIEX™ pretreatment process removes naturally occurring dissolved organic matter. This treatment, using ion exchange resin, enables us to meet the Disinfectant/Disinfection By-products Rule by sufficiently lowering the levels of total organic carbon, therefore limiting the formation of disinfection by-products such as total trihalomethanes. Total trihalomethanes are chemicals formed over time in the distribution system when dissolved organic matter combines with chlorine. Regulations require we use chlorine to disinfect surface water.

The treatment plant's conventional treatment process uses polymer to promote coagulation, flocculation and sedimentation that remove the majority of soil particles from the water. Then, the water gravity flows through multimedia filters consisting of anthracite and sand so that it will meet clarity standards required to decrease microbial contaminants and to aid the disinfection process. Depending on which

water source or blend of sources we are treating (Lakes Madigan and Frey and/or Putah South Canal), we may add soda ash in order to increase alkalinity and pH. The last step of the treatment process adds chlorine to disinfect the water supply and to provide continual protection in the distribution system. This treatment plant does not add fluoride to your water.

**A Message From the United States Environmental Protection Agency**

The sources of drinking water (both tap water and bottled water) include rivers, lakes, streams, ponds, reservoirs, springs and wells. As water travels over the surface of the land or through the ground, it dissolves naturally occurring minerals and, in some cases, radioactive material, and can pick up substances resulting from the presence of animals or from human activity.

**Contaminants that may be present in source water include:**

- Microbial Contaminants, such as viruses and bacteria, which may come from sewage treatment plants, septic systems, agricultural livestock operations and wildlife;

continued on outside panel



Environmental Protection Agency continued from inside

- Inorganic Contaminants, such as salts and metals, which can be naturally-occurring or result from urban storm water runoff, industrial or domestic wastewater discharges, oil and gas production, mining or farming;
- Pesticides and Herbicides, that may come from a variety of sources such as agriculture, urban storm water runoff and residential uses;
- Organic Chemical Contaminants, including synthetic and volatile organic chemicals, which are by-products of industrial processes and petroleum production, and can also come from gas stations, urban storm water runoff, agricultural applications and septic systems; and
- Radioactive Contaminants, that can be naturally occurring or be the result of oil and gas production and mining activities.

In order to ensure that tap water is safe to drink, the U.S. Environmental Protection Agency (USEPA) and the California Department of Public Health (Department) prescribe regulations that limit the amount of certain contaminants in water provided by public water systems. Department regulations also establish limits for contaminants in bottled water that must provide the same protection for public health.

Drinking water, including bottled water, may reasonably be expected to contain at least small amounts of some contaminants. The presence of contaminants does not necessarily indicate that water poses a health risk. More information about contaminants and potential health effects can be obtained by calling the USEPA's Safe Drinking Water Hotline at 1-800-426-4791.



Lake Madigan Source Water for the Lakes Service Area

Este informe contiene información muy importante sobre su agua potable. Tradúzcalo ó hable con alguien que lo entienda bien.

Ang ulat na ito ay nagtataglay ng mahalagang inpormasyon. Kung kayo ay may tanong o nangangailangan ng karagdagang kaalaman ukol sa ulat na ito sa wikang Pilipino, mangyari lamang na tawagan si Jun Malit sa telepono (707) 648-4309.



Printed on Recycled Paper

## Your Water Sources

The City of Vallejo owns and operates two permitted public water systems for the benefit of our customers in two major service areas. The City of Vallejo Water System and service area provides drinking water to customers within the city limits, to some customers in the unincorporated areas adjacent to City boundaries and to a limited number of customers in the City of American Canyon.

The City of Vallejo Water System customers are fortunate because they enjoy an abundant water supply from two surface water sources. The Solano Project provides source water from Lake Berryessa, transported to our facilities by the Putah South Canal. The City also receives surface water from the State Water Project. This water, from Lake Oroville, travels through the Sacramento River to the State's North Bay Aqueduct pumping facilities. Our source water

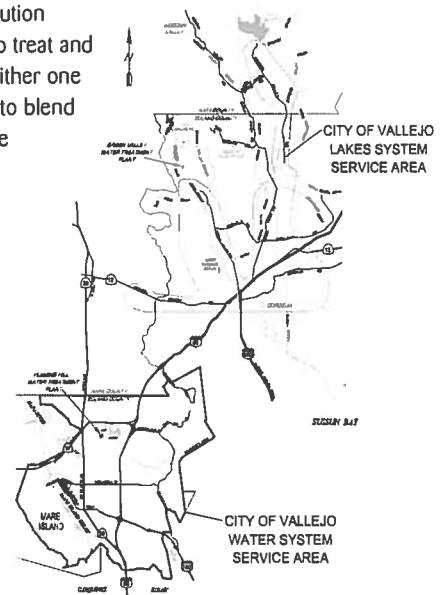
pumping and distribution facilities enable us to treat and deliver water from either one of these sources or to blend these sources before treatment at the

Fleming Hill Water Treatment Plant and distribution to the Vallejo service area.

The City of Vallejo Lakes System and service area is a public water system with its own treatment plant and distribution system that delivers drinking water to

customers residing in the Green Valley, Old Cordelia, Jameson Canyon, Suisun Valley, Willotta Oaks and Gordon Valley areas.

This system and service area also has water available from two distinct surface water sources. In addition to the Solano Project's Lake Berryessa water delivered from the Putah South Canal by agreement with the Solano Irrigation District, this system treats water from Lakes Frey and Madigan, which are two interconnected lakes owned by the City of Vallejo. The Green Valley Water Treatment Plant can either treat these two sources separately or blend these two sources before treatment and delivery to our customers. In case of emergencies, portions of this system can receive treated water from the City of Fairfield. For a copy of their Annual Water Quality Report, please call (707) 428-7594.



# City of Vallejo Annual Water Quality Report Water Testing Performed in 2011



## PRIMARY DRINKING WATER STANDARDS - Health Related Standards

PARAMETER/CONSTITUENTS (units of measurement)	STATE MCL	PHG (MCLG)	VALLEJO SERVICE AREA		LAKES SERVICE AREA		MAJOR SOURCES IN DRINKING WATER
			RANGE	AVG	RANGE	AVG	
INORGANICS							
FLUORIDE (ppm)	2	1	0.3 - 1.2	1	0.0 - 0.2	0.1	Water additive or natural minerals
MICROBIAL							
TOTAL COLIFORM (% positive samples)	5% or 1 sample	(0)	ND - 1.2%	ND	ND - 1	ND	Naturally present in the environment
<p>For the City of Vallejo Water System, no more than 5% of all samples taken during a single month may be positive for total coliform. For the Lakes System, no more than one sample per month may be positive for coliform bacteria.</p>							
FECAL COLIFORM (E. coli)		(0)	ND - 1	ND	ND	ND	Human and animal fecal waste
<p>MCL: A routine sample and a repeat sample are total coliform positive, and one of these is also fecal coliform or E. coli positive.</p>							
TURBIDITY (NTU)	TT = 95% of samples ≤ 0.3 Maximum ≤ 1 TT = % reduction ≥ 80%		100% of samples ≤ 0.3 Maximum = 0.07 99% - 100%	100%	100% of samples ≤ 0.3 Maximum = 0.30 97% - 100%	99%	Soil runoff
<p>Turbidity is a measurement of the cloudiness of the water. We monitor it because it is a good indicator of the effectiveness of our filtration system. MCL compliance is based on all samples taken each month. All samples were in compliance.</p>							
RADIOLOGICAL							
RADIUM 228 (pCi/L)	5	0.019	1.58 - 1.58	1.58	ND	ND	Erosion of natural deposits
<p>Last sampled in 2007. The state requires us to monitor for certain substances less than once a year because their concentration does not change frequently.</p>							
DISINFECTANT	MRDL	EPA MRDLG					
CHLORINE, Free Residual as Cl <sub>2</sub> (ppm)	4.0*	4*	ND - 1.6	0.9	ND - 2.2	0.5	Disinfectant for water supply
DISINFECTION BY-PRODUCTS							
TRICHALOMETHANES, TOTAL (ppb)	80*	N/A	14 - 69	49	33 - 107	62	Drinking water disinfection
HALOACETIC ACIDS (ppb)	60*	N/A	ND - 18	13	ND - 40	15	Drinking water disinfection
DISINFECTION BY-PRODUCTS PRECURSOR							
TOTAL ORGANIC CARBON (%Removal Ratio)	TT = Running Annual Average (RAA) ≥ 1*		All RAA ≥ 1 minimum = 1.6		All RAA ≥ 1 minimum = 0.8		Decay of natural organic matter

## MONITORING for CRYPTOSPORIDIUM



Beginning in 2006, federal regulations required us to monitor our raw, untreated water sources (the Putah South Canal and the North Bay Aqueduct) for levels of *Cryptosporidium* contamination for two years. *Cryptosporidium* is a microbial parasite commonly found in surface water throughout the U.S. After analyzing twenty-four monthly samples from each source, we did not find *Cryptosporidium* in the North Bay Aqueduct water and the Putah South Canal had low levels in only two samples. Results from this monitoring program demonstrated that currently, our water treatment processes are sufficient to treat the levels of *Cryptosporidium* possibly encountered in our raw water supplies. The filtration process removes *Cryptosporidium*, although commonly used methods cannot guarantee 100% removal. Please refer to the article "Special Health Concerns" for more information regarding *Cryptosporidium*.

Your water system meets all primary and secondary drinking water standards.

\* Compliance levels for the four parameters listed above are based on an running annual average determined quarterly. This means that every three months, we average all the samples taken during the prior twelve month period. Results for minimum and maximum values are based on single samples.



### PRIMARY STANDARDS—LEAD and COPPER STUDY—Monitoring of Customers' Tap Water

PARAMETER/CONSTITUENTS (units of measurement)	AL	PHG	Vallejo Service Area 90th % Number of Homes > AL Results are from 56 homes sampled in 2009		Lakes Service Area 90th % Number of Homes > AL Results are from 10 homes sampled in 2011		MAJOR SOURCE IN DRINKING WATER
			ND	0	ND	0	
COPPER (ppm at the 90th Percentile)	1.3	0.3	ND	0	ND	0	Internal corrosion of household plumbing
LEAD (ppb at the 90th Percentile)	15	0.2	ND	0	ND	0	

Every three years the City is required to sample at the customers' faucets for lead and copper. This monitoring ensures our water is not too corrosive and does not leach unsafe levels of these metals into your drinking water. Compliance measurements are from the 90th percentile (the highest level measured from 90% of the homes sampled). The latest monitoring, for both water systems, did not detect lead or copper from 90% of the homes sampled.

If present, elevated levels of lead can cause serious health problems, especially for pregnant women and young children. Lead in drinking water is primarily from materials and components associated with service lines and home plumbing. The City of Vallejo is responsible for providing high quality drinking water, but cannot control the variety of materials used in plumbing components. When your water has been sitting for several hours, you can minimize the potential for lead exposure by flushing your tap for 30 seconds to 2 minutes before using water for drinking or cooking. If you are concerned about lead in your drinking water, you may wish to have your water tested. Information on lead in drinking water, testing methods, and steps you can take to minimize exposure is available from the Safe Drinking Water Hotline or at <http://www.epa.gov/safewater/lead>.

### SECONDARY DRINKING WATER STANDARDS - Aesthetics Related Standards

PARAMETER/CONSTITUENTS (units of measurement)	STATE MCL	PHG or (MCLG)	VALLEJO SERVICE AREA WATER		LAKES SERVICE AREA WATER		MAJOR SOURCES IN DRINKING WATER	
			RANGE	AVG	RANGE	AVG		
CHLORIDE (ppm)	500	none	10 - 26	16	12 - 89	16	Natural minerals	
ODOR-THRESHOLD (units)	3	none	1.0 - 4.0	1.0	1.0 - 2.0	1.4	Natural organic matter	
SPECIFIC CONDUCTANCE (µS/cm)	1,600	none	252 - 525	400	219 - 607	280	Natural minerals	
SULFATE (ppm)	500	none	29 - 73	43	16 - 48	17	Natural minerals	
TOTAL DISSOLVED SOLIDS (ppm)	1,000	none	158 - 328	250	137 - 379	180	Natural minerals	

### MONITORING FOR SODIUM and HARDNESS

SODIUM (ppm)	none	29	29	12	12	Natural minerals
TOTAL HARDNESS (ppm as CaCO <sub>3</sub> )	none	72 - 194	144	62 - 178	120	Natural minerals
TOTAL HARDNESS (grams/gallon as CaCO <sub>3</sub> )	none	4 - 11	8	4 - 10	7	Natural minerals

### DEFINITION OF TERMS USED IN THIS REPORT

- AL-Regulatory Action Level:** The concentration of a contaminant which, if exceeded, triggers treatment or other requirements which a water system must follow.
- MCL-Maximum Contaminant Level:** The highest level of a contaminant that is allowed in drinking water. Primary MCLs are set as close to the PHGs (or MCLGs) as is economically and technologically feasible. Secondary MCLs are set to protect the odor, taste and appearance of drinking water.
- MCLG-Maximum Contaminant Level Goal:** The level of a contaminant in drinking water below which there is no known or expected risk to health. MCLGs are set by the U.S. EPA.
- MRDL-Maximum Residual Disinfectant Level:** The highest level of a disinfectant allowed in

drinking water. There is convincing evidence that addition of a disinfectant is necessary for control of microbial contaminants.

- MRDLG-Maximum Residual Disinfectant Level Goal:** The level of a drinking water disinfectant below which there is no known or expected risk to health. MRDLGs do not reflect the benefits of the use of disinfectants to control microbial contaminants.
- n/a:** Not applicable
- ND:** Not detected
- NTU-Nephelometric Turbidity Units:** Particles in water that make it appear cloudy
- pCi/L: picoCuries per liter:** A measure of radioactivity
- PHG-Public Health Goal:** The level of a contaminant in drinking water below which there is no known or expected risk to

### Special Health Concerns

Some people may be more vulnerable to contaminants in drinking water than the general population. Immunocompromised persons such as persons with cancer undergoing chemotherapy, persons who have undergone organ transplants, people with HIV/AIDS or other immune system disorders, some elderly, and infants can be particularly at risk from infections. These people should seek advice about drinking water from their health care providers. The USEPA/Centers for Disease Control (CDC) guidelines on appropriate means to lessen the risk of infection by Cryptosporidium and other microbial contaminants are available from the Safe Drinking Water Hotline at 1-800-426-4791.



### Source Water Assessments and Vulnerability Summaries

Source Water Assessments evaluate the quality of the water used as a drinking water supply for local communities and examine the water's vulnerability to possible contamination from activities within the watershed. Source Water Assessments were completed in 2001 for the Putah South Canal and Lakes Frey and Madigan. The North Bay Aqueduct's (Sacramento Delta) assessment was completed in 2002. The adjacent table summarizes the vulnerability of each water source and provides a contact name if you would like copies of the complete assessments.

### Vulnerability Assessments Table

Source	Most Vulnerable Activities	Moderately Vulnerable Activities	Contact
Lakes Frey and Madigan	Illegal body contact* Wild animal access* Agricultural drainage*	Other animal operations Wildfires	Franz Nestlerode City of Vallejo (707) 648-4308
Putah South Canal	Illegal activities/ Dumping Herbicide applications	Road/Streets Storm drain discharge Recreational area	Alex Rabidou Solano County Water Agency (707) 451-6090
North Bay Aqueduct	Grazing animals* Runoff from grazing land	Runoff from agricultural land	Alex Rabidou Solano County Water Agency (707) 451-6090

\*Associated with detected contaminants

### City of Vallejo Water Conservation Program

Contact us for information on free water-saving devices and services or rebates to help reduce water use.

[www.vallejowater.org](http://www.vallejowater.org)

(707) 648-5299

or

(707) 648-4479

health. PHGs are set by the California EPA.

ppb: parts per billion or micrograms per liter (ug/L)

ppm: parts per million or milligrams per liter (mg/L)

**Primary Drinking Water Standards:** MCLs for contaminants that affect health along with their monitoring and reporting requirements, and water treatment requirements.

**Secondary Drinking Water Standards:** MCLs for aesthetic characteristics of water (such as color, taste, and odor) that may affect the consumer's acceptance of their water supply.

**T1-Treatment Technique:** A required process intended to reduce the level of a contaminant in drinking water.

**µS/cm-Microstems per Centimeter:** A measure of electrical conductivity

# Annual Water Quality Report

*Water Testing Performed in 2012*



City of Vallejo System, CA4810007

City of Vallejo Lakes System, CA4810021

30073-I-0011



**The City of Vallejo welcomes this yearly opportunity to provide our customers with the Annual Water Quality Report.** We have included information so you know where your drinking water comes from, how it is treated and how its quality compares to drinking water standards.

This report tells you that in 2012, after testing for more than 100 different constituents, your drinking water met all primary and secondary standards established by the California Department of Public Health and the U.S. Environmental Protection Agency. Primary standards are health related standards whereas secondary standards relate to consumer acceptance of the water supply and govern qualities such as taste, odor and color.

The tables in this report show each constituent found, the level at which they occur, how their level compares with standards and their most likely source. For more information about this report, or for any questions relating to your drinking water, please call Jason Frink, City of Vallejo, Laboratory Supervisor, at (707) 649-3473.

### **Public Participation**

You are invited to participate in our public forum and voice your opinions and concerns about your drinking water. The Vallejo City Council meets on various Tuesdays, throughout the year, at 7:00 p.m. at 555 Santa Clara Street, Vallejo. You may call the City Clerk at (707) 648-4527 for specific meeting dates.

### **Your Water Treatment Process**

The City of Vallejo water system and service area receives its finished water from the forty-two million gallons per day Fleming Hill Water Treatment Plant. This conventional treatment facility utilizes a multi-barrier process to ensure compliance with all State and Federal drinking water regulations and standards.

Initially, ozone is added to help remove dissolved organic matter and to aid in downstream processes. The water then flows to mixing basins where coagulants are added and the water is gently agitated so that fine suspended particles come together to form large 'floc' particles that settle out of the water. This process, known as coagulation, flocculation and sedimentation is followed by the addition of more ozone to disinfect and remove unwanted color, taste and odor.

The next step is filtration, where the water flows through multimedia filters consisting of granular activated carbon and sand in order to meet strict standards for clarity and to reduce the levels of microbial contaminants that could be in the untreated source water. Following filtration, the water receives additions of caustic soda, for pH and alkalinity control; fluoride, for the prevention of dental caries; and finally, chlorine to provide microbial protection throughout Vallejo's distribution system. Quality control and assurance is maintained at all times through uniform adherence to standard operating procedures and a meticulous schedule of laboratory analyses.

The City of Vallejo Lakes System's Green Valley Water Treatment Plant, which provides water service to the Lakes service area, can treat up to one million gallons a day providing customers with drinking water meeting all drinking water regulations and standards.

First, the MIEX™ pretreatment process removes naturally occurring dissolved organic matter. This treatment, using ion exchange resin, enables us to meet the Disinfectant/Disinfection By-products Rule by sufficiently lowering the levels of total organic carbon, therefore limiting the formation of disinfection by-products such as total trihalomethanes. Total trihalomethanes are chemicals formed over time in the distribution system when dissolved organic matter combines with chlorine. Regulations require we use chlorine to disinfect surface water.

The treatment plant's conventional treatment process uses polymer to promote coagulation, flocculation and sedimentation that remove the majority of soil particles from the water. Then, the water gravity flows through multimedia filters consisting of anthracite and sand so that it will meet clarity standards required to decrease microbial contaminants and to aid the disinfection process. Depending on which

water source or blend of sources we are treating (Lakes Madigan and Frey and/or Putah South Canal), we may add soda ash in order to increase alkalinity and pH. The last step of the treatment process adds chlorine to disinfect the water supply and to provide continual protection in the distribution system. This treatment plant does not add fluoride to your water.

### **A Message From the United States Environmental Protection Agency**

The sources of drinking water (both tap water and bottled water) include rivers, lakes, streams, ponds, reservoirs, springs and wells. As water travels over the surface of the land or through the ground, it dissolves naturally occurring minerals and, in some cases, radioactive material, and can pick up substances resulting from the presence of animals or from human activity.

#### **Contaminants that may be present in source water include:**

- Microbial Contaminants, such as viruses and bacteria, which may come from sewage treatment plants, septic systems, agricultural livestock operations and wildlife;

continued on outside panel



Environmental Protection Agency continued from inside

- Inorganic Contaminants, such as salts and metals, which can be naturally-occurring or result from urban storm water runoff, industrial or domestic wastewater discharges, oil and gas production, mining or farming;
- Pesticides and Herbicides, that may come from a variety of sources such as agriculture, urban storm water runoff and residential uses;
- Organic Chemical Contaminants, including synthetic and volatile organic chemicals, which are by-products of industrial processes and petroleum production, and can also come from gas stations, urban storm water runoff, agricultural applications and septic systems; and
- Radioactive Contaminants, that can be naturally occurring or be the result of oil and gas production and mining activities.

In order to ensure that tap water is safe to drink, the U.S. Environmental Protection Agency (USEPA) and the California Department of Public Health (Department) prescribe regulations that limit the amount of certain contaminants in water provided by public water systems. Department regulations also establish limits for contaminants in bottled water that must provide the same protection for public health.

Drinking water, including bottled water, may reasonably be expected to contain at least small amounts of some contaminants. The presence of contaminants does not necessarily indicate that water poses a health risk. More information about contaminants and potential health effects can be obtained by calling the USEPA's Safe Drinking Water Hotline at 1-800-426-4791.



Lake Madigan Source Water for the Lakes Service Area

Este informe contiene información muy importante sobre su agua potable. Tradúzcalo ó hable con alguien que lo entienda bien.

Ang ulat na ito ay nagtataglay ng mahalagang inormasyon. Kung kayo ay may tanong o nangangailangan ng karagdagang kaalaman ukol sa ulat na ito sa wikang Pilipino, mangyari lamang na tawagan si Jun Malit sa telepono (707) 648-4309.



Printed on Recycled Paper

## Your Water Sources

The City of Vallejo owns and operates two permitted public water systems for the benefit of our customers in two major service areas. The City of Vallejo Water System and service area provides drinking water to customers within the city limits, to some customers in the unincorporated areas adjacent to City boundaries and to a limited number of customers in the City of American Canyon.

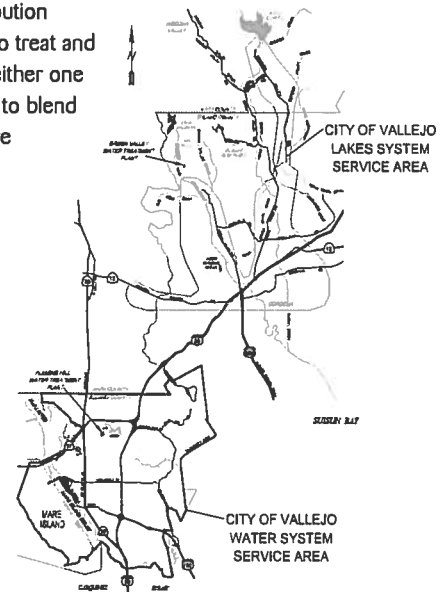
The City of Vallejo Water System customers are fortunate because they enjoy an abundant water supply from two surface water sources. The Solano Project provides source water from Lake Berryessa, transported to our facilities by the Putah South Canal. The City also receives surface water from the State Water Project. This water, from Lake Oroville, travels through the Sacramento River to the State's North Bay Aqueduct pumping facilities. Our source water

pumping and distribution facilities enable us to treat and deliver water from either one of these sources or to blend these sources before treatment at the Fleming Hill Water Treatment Plant and distribution to the Vallejo service area.

The City of Vallejo Lakes System and service area is a public water system with its own treatment plant and distribution system that delivers drinking water to


customers residing in the Green Valley, Old Cordelia, Jameson Canyon, Suisun Valley, Willotta Oaks and Gordon Valley areas.

This system and service area also has water available from two distinct surface water sources. In addition to the Solano Project's Lake Berryessa water delivered from the Putah South Canal by agreement with the Solano Irrigation District, this system treats water from Lakes Frey and Madigan, which are two interconnected lakes owned by the City of Vallejo. The Green Valley Water Treatment Plant can either treat these two sources separately or blend these two sources before treatment and delivery to our customers. In case of emergencies, portions of this system can receive treated water from the City of Fairfield. For a copy of their Annual Water Quality Report, please call (707) 434-6100.





# City of Vallejo Annual Water Quality Report Water Testing Performed in 2012



## PRIMARY DRINKING WATER STANDARDS - Health Related Standards

PARAMETER/CONSTITUENTS (units of measurement)	STATE MCL	PHG (MCLG)	VALLEJO SERVICE AREA		LAKES SERVICE AREA		MAJOR SOURCES IN DRINKING WATER
			RANGE	AVG	RANGE	AVG	
INORGANICS							
FLUORIDE (ppm)	2	1	0.1 - 1.1	1	0.1 - 0.3	0.1	Water, additive or natural minerals
MICROBIAL							
TOTAL COLIFORM (% positive samples)	5% or 1 sample	(0)	ND	ND	ND - 1	ND	Naturally present in the environment
<p>For the City of Vallejo Water System, no more than 5% of all samples taken during a single month may be positive for total coliform. For the Lakes System, no more than one sample per month may be positive for total coliform bacteria.</p>							
CLARITY							
TURBIDITY (NTU)	TT = 95% of samples ≤ 0.3 Maximum ≤ 1 TT = % reduction ≥ 80%		100% of samples ≤ 0.3 Maximum = 0.11 99% - 100%	100%	100% of samples ≤ 0.3 Maximum = 0.20 99% - 100%	99%	Soil runoff
<p>Turbidity is a measurement of the cloudiness of the water. We monitor it because it is a good indicator of the effectiveness of our filtration system. MCL compliance is based on all samples taken each month. All samples were in compliance.</p>							
RADIOLOGICAL							
RADIUM 228 (pCi/L)	5	0.019	1.58 - 1.58	1.58	ND	ND	Erosion of natural deposits
<p>Last sampled in 2007. The state requires us to monitor for certain substances less than once a year because their concentration does not change frequently.</p>							
DISINFECTANT	MRDL	EPA MRDLG					
CHLORINE, Free Residual as Cl <sub>2</sub> (ppm)	4.0*	4*	ND - 2.0	0.9	ND - 1.6	0.6	Disinfectant for water supply
<p>DISINFECTION BY-PRODUCTS</p>							
TRICHALOMETHANES, TOTAL (ppb)	80*	N/A	18 - 83	48	19 - 100	57	Drinking water disinfection
HALOACETIC ACIDS (ppb)	60*	N/A	4.5 - 28	8.8	3.2 - 19	13	Drinking water disinfection
<p>DISINFECTION BY-PRODUCTS PRECURSOR</p>							
TOTAL ORGANIC CARBON (%Removal Ratio)	TT = Running Annual Average (RAA) ≥ 1*		All RAA ≥ 1 minimum = 1.7		All RAA ≥ 1 minimum = 0.7		Decay of natural organic matter

\* Compliance levels for the four parameters listed above are based on a running annual average determined quarterly. This means that every three months, we average all the samples taken during the prior twelve month period. Results for minimum and maximum values are based on single samples.

## MONITORING for CRYPTOSPORIDIUM



Beginning in 2006, federal regulations required us to monitor our raw, untreated water sources (the Putah South Canal and the North Bay Aqueduct) for levels of *Cryptosporidium* contamination for two years. *Cryptosporidium* is a microbial parasite commonly found in surface water throughout the U.S. After analyzing twenty-four monthly samples from each source, we did not find *Cryptosporidium* in the North Bay Aqueduct water and the Putah South Canal had low levels in only two samples. Results from this monitoring program demonstrated that currently, our water treatment processes are sufficient to treat the levels of *Cryptosporidium* possibly encountered in our raw water supplies. The filtration process removes *Cryptosporidium*, although commonly used methods cannot guarantee 100% removal. Please refer to the article "Special Health Concerns" for more information regarding *Cryptosporidium*.

Your water system meets all primary and secondary drinking water standards.

## PRIMARY STANDARDS—LEAD and COPPER STUDY—Monitoring of Customers' Tap Water

PARAMETER/CONSTITUENTS (units of measurement)	AL	PHG	Vallejo Service Area 90th % of Homes > AL Results are from 54 homes sampled in 2012	Lakes Service Area 90th % of Homes > AL Results are from 10 homes sampled in 2011	MAJOR SOURCE IN DRINKING WATER
COPPER (ppm at the 90th Percentile)	1.3	0.3	ND	0	Internal corrosion of household plumbing
LEAD (ppb at the 90th Percentile)	15	0.2	ND	0	Internal corrosion of household plumbing

Every three years the City is required to sample at the customers' faucets for lead and copper. This monitoring ensures our water is not too corrosive and does not leach unsafe levels of these metals into your drinking water. Compliance measurements are from the 90th percentile (the highest level measured from 90% of the homes sampled). The latest monitoring, for both water systems, did not detect lead or copper from 90% of the homes sampled.

If present, elevated levels of lead can cause serious health problems, especially for pregnant women and young children. Lead in drinking water is primarily from materials and components associated with service lines and home plumbing. The City of Vallejo is responsible for providing high quality drinking water, but cannot control the variety of materials used in plumbing components. When your water has been sitting for several hours, you can minimize the potential for lead exposure by flushing your tap for 30 seconds to 2 minutes before using water for drinking or cooking. If you are concerned about lead in your drinking water, you may wish to have your water tested. Information on lead in drinking water, testing methods, and steps you can take to minimize exposure is available from the Safe Drinking Water Hotline or at <http://www.epa.gov/safewater/lead>.

## SECONDARY DRINKING WATER STANDARDS - Aesthetics Related Standards

PARAMETER/CONSTITUENTS (units of measurement)	STATE MCL	PHG or (MCLG)	VALLEJO SERVICE AREA WATER		LAKES SERVICE AREA WATER		MAJOR SOURCES IN DRINKING WATER
			RANGE	AVG	RANGE	AVG	
CHLORIDE (ppm)	500	none	9 - 25	13	11 - 157	48	Natural minerals
ODOR-THRESHOLD (units)	3	none	1.0 - 2.0	1.4	1.0 - 2.0	1.4	Natural organic matter
SPECIFIC CONDUCTANCE (µS/cm)	1,600	none	263 - 472	382	213 - 889	441	Natural minerals
SULFATE (ppm)	500	none	26 - 58	42	13 - 47	21	Natural minerals
TOTAL DISSOLVED SOLIDS (ppm)	1,000	none	164 - 295	239	133 - 556	276	Natural minerals

## MONITORING FOR SODIUM and HARDNESS

PARAMETER/CONSTITUENTS (units of measurement)	STATE MCL	PHG or (MCLG)	VALLEJO SERVICE AREA WATER	LAKES SERVICE AREA WATER	MAJOR SOURCES IN DRINKING WATER
SODIUM (ppm)	none	none	21	21	Natural minerals
TOTAL HARDNESS (ppm as CaCO <sub>3</sub> )	none	none	78 - 184	155	Natural minerals
TOTAL HARDNESS (grains/gallon as CaCO <sub>3</sub> )	none	none	5 - 10	9	Natural minerals

## DEFINITION OF TERMS USED IN THIS REPORT

### AL-Regulatory Action Level:

The concentration of a contaminant which, if exceeded, triggers treatment or other requirements which a water system must follow.

### MCL-Maximum Contaminant Level:

The highest level of a contaminant that is allowed in drinking water. Primary MCLs are set as close to the PHGs (or MCLGs) as is economically and technologically feasible. Secondary MCLs are set to protect the odor, taste and appearance of drinking water.

### MCLG-Maximum Contaminant Level Goal:

The level of a contaminant in drinking water below which there is no known or expected risk to health. MCLGs are set by the U.S. EPA.

### MRDL-Maximum Residual Disinfectant Level:

The highest level of a disinfectant allowed in

drinking water. There is convincing evidence that addition of a disinfectant is necessary for control of microbial contaminants.

### MRDLG-Maximum Residual Disinfectant Level Goal:

The level of a drinking water disinfectant below which there is no known or expected risk to health. MRDLGs do not reflect the benefits of the use of disinfectants to control microbial contaminants.

n/a: Not applicable

ND: Not detected

### NTU-Nephelometric Turbidity Units:

Particles in water that make it appear cloudy

pCi/L: picoCuries per liter:

A measure of radioactivity

### PHG-Public Health Goal:

The level of a contaminant in drinking water below which there is no known or expected risk to

## Special Health Concerns



Some people may be more vulnerable to contaminants in drinking water than the general population. Immunocompromised persons such as persons with cancer undergoing chemotherapy, persons who have undergone organ transplants, people with HIV/AIDS or other immune system disorders, some elderly, and infants can be particularly at risk from infections. These people should seek advice about drinking water from their health care providers. The USEPA/Centers for Disease Control (CDC) guidelines on appropriate means to lessen the risk of infection by Cryptosporidium and other microbial contaminants are available from the Safe Drinking Water Hotline at 1-800-426-4791.

## Source Water Assessments and Vulnerability Summaries

Source Water Assessments evaluate the quality of the water used as a drinking water supply for local communities and examine the water's vulnerability to possible contamination from activities within the watershed. Source Water Assessments were completed in 2001 for the Putah South Canal and Lakes Frey and Madigan. The North Bay Aqueduct's (Sacramento Delta) assessment was completed in 2002. The adjacent table summarizes the vulnerability of each water source and provides a contact name if you would like copies of the complete assessments.

## Vulnerability Assessments Table

Source	Most Vulnerable Activities	Moderately Vulnerable Activities	Contact
Lakes Frey and Madigan	Illegal body contact* Wild animal access* Agricultural drainage*	Other animal operations Wildfires	Franz Nestlerode City of Vallejo (707) 648-4308
Putah South Canal	Illegal activities/ Dumping Herbicide applications	Road/Streets Storm drain discharge Recreational area	Alex Rabidouh Solano County Water Agency (707) 451-6090
North Bay Aqueduct	Grazing animals* Runoff from grazing land	Runoff from agricultural land	Alex Rabidouh Solano County Water Agency (707) 451-6090

\*Associated with detected contaminants

health. PHGs are set by the California EPA.

ppb: parts per billion or micrograms per liter (µg/L)

ppm: parts per million or milligrams per liter (mg/L)

Primary Drinking Water Standards: MCLs for contaminants that affect health along with their monitoring and reporting requirements, and water treatment requirements.

### Secondary Drinking Water Standards:

MCLs for aesthetic characteristics of water (such as color, taste, and odor) that may affect the consumer's acceptance of their water supply.

### Treatment Technique:

A required process intended to reduce the level of a contaminant in drinking water.

### µS/cm-Microsiemens per Centimeter:

A measure of electrical conductivity

## City of Vallejo Water Conservation Program

Contact us for information on free water-saving devices and services or rebates to help reduce water use.

[www.vallejowater.org](http://www.vallejowater.org)

(707) 648-5299

or

(707) 648-4479